

AGENDA

**KENTUCKY INFRASTRUCTURE AUTHORITY
FULL BOARD MEETING
1024 CAPITAL CENTER DRIVE, SUITE 340
September 7, 2017 – 1:00 p.m.**

Call to Order:

1st Vice Chair Bruce Scott

- Confirmation of Press Notice
- Confirmation of Quorum
- Recognition of Members/Guests

I. BUSINESS (Board Action Required)

A. Minutes

1. Consideration of Approval of the **Minutes** of the **Kentucky Infrastructure Authority Regular Board Meeting of July 6, 2017**
(Handout)

1st Vice Chair Bruce Scott

B. New Projects / Action Items

1. Resolution and Order of the Board of Directors Authorizing the **Appointment of Secretary** of the Kentucky Infrastructure Authority
(Handout)
2. Resolution and Order of the Board of Directors Authorizing an **Amendment to a Fund A loan (A16-036) increasing** the loan amount to **\$597,939** to the **City of Elkhorn City, Pike County, Kentucky** (SX21195018)
(Handout)
3. Sanitation District #1 Report
4. Accounting Policies and Template
(Handout)
5. Bylaws Discussion
(Handout)
6. Division of Surplus Property Report
7. Resolution and Order of the Board of Directors Authorizing and Approving the Issuance of Obligations of the Kentucky Infrastructure Authority to **Reimburse Capital Expenditures** made by Governmental Agencies Pursuant to Loans made by the Kentucky Infrastructure Authority to such Governmental Agencies
(Handout)

1st Vice Chair Bruce Scott

Ms. Donna McNeil, KIA

Ms. Donna McNeil, KIA
Mr. Darren Sammons, DLG

Mr. Jeff Abshire, KIA

Ms. Donna McNeil, KIA
Mr. Bill Pauley, DLG

Ms. Donna McNeil, KIA

II. STATUS REPORTS FOR FUNDS A, A2, B, B1, C, F, F2

III. EXECUTIVE DIRECTOR'S REPORT

Ms. Donna McNeil, KIA

IV. ANNOUNCEMENTS/NOTIFICATIONS

1. Next KIA Board Meeting:
Tentatively set for Thursday, October 5, 2017
Kentucky Infrastructure Authority
1024 Capital Center Drive, Suite 340, Frankfort

V. ADJOURN

KENTUCKY INFRASTRUCTURE AUTHORITY
Minutes of the Full Board

Meeting Date/Location: July 6, 2017 – 1:00 p.m.
Kentucky Infrastructure Authority
1024 Capital Center Drive, Suite 340, Frankfort

Members present:

Ms. Sandra Dunahoo, Commissioner, Department for Local Government
Mr. Ed Ross, (proxy for Secretary William Landrum), Finance and Administration Cabinet
Mr. Bruce Scott, Energy and Environment Cabinet
(proxy for Secretary Charles Snavelly, EEC)
Mr. David Dooley, (proxy for Acting Executive Director John Lyons), Public Service Commission
Mr. Robert A. Amato, representing Kentucky Municipal Utilities Association
Mr. Claude Christensen, representing Kentucky League of Cities
Mr. Paul Lashbrooke, representing the Kentucky Rural Water Association
Mr. C. Ronald Lovan, representing the American Water Works Association
Mr. David A. Voegele, representing Kentucky Association of Counties

Members absent:

Ms. Linda C. Bridwell, representing for-profit private water companies
Secretary Terry Gill, Cabinet for Economic Development

Guests:

Mr. Vernon Brown, Department for Local Government
Mr. Turner Campbell, City of Prestonsburg
Mr. Donald Compton, City of Prestonsburg
Ms. Bethany Couch, Office of Financial Management
Mr. Mike Gardner, Bowling Green Municipal Utilities
Ms. Carol Juett, Department for Local Government
Mr. Les Stapleton, City of Prestonsburg
Mr. Damon Talley, City of Prestonsburg
Ms. Ruth Webb, First Kentucky Securities

PROCEEDINGS

Chair Sandra Dunahoo called the meeting of the Kentucky Infrastructure Authority (KIA) Board to order.

Ms. Dunahoo asked DLG Staff Attorney Bill Pauley to confirm the press notification and the presence of a quorum. Guests were asked to introduce themselves.

I. BUSINESS (Board Action Required)

A. 1. APPROVAL OF MINUTES

For: KIA Regular Board Meeting of June 1, 2017

Mr. David Voegele moved to approve the minutes of the June 1, 2017, regular board meeting. Mr. Ron Lovan seconded, and the motion carried unanimously.

B. NEW PROJECTS/ACTION ITEMS

1. A RESOLUTION AND ORDER OF THE BOARD OF DIRECTORS OF THE KENTUCKY INFRASTRUCTURE AUTHORITY ESTABLISHING FUND A INTEREST RATES FOR THE PERIOD JULY 1, 2017 THROUGH JUNE 30, 2018

Mr. Jeff Abshire, KIA, discussed the interest rate for all Kentucky Infrastructure Authority Fund A loans approved by the Authority during the period July 1, 2017 through June 30, 2018, shall be as follows:

One standard interest rate and two nonstandard interest rates will be offered to borrowers. The standard rate shall be 2.75% and the nonstandard rates shall be 1.75% and 0.50% based on the income parameters defined in the 2018 Clean Water and Drinking Water State Revolving Fund Intended Use Plans.

The Kentucky Infrastructure Authority may on a case by case basis direct staff to establish an interest rate on the Fund A loan that would in effect create an effective interest rate equal to the appropriate standard rate or the nonstandard rate for the entire funding provided by the Authority in cases where Fund C, Governmental Agencies Program, funding is provided as supplemental funding to the Fund A loan.

Mr. Paul Lashbrooke moved to approve the Fund “A” Loan interest rates for the period of July 1, 2017 through June 30, 2018. Mr. Ed Ross seconded, and the motion was unanimously approved.

2. A RESOLUTION AND ORDER OF THE BOARD OF DIRECTORS OF THE KENTUCKY INFRASTRUCTURE AUTHORITY ESTABLISHING FUND F INTEREST RATES FOR THE PERIOD JULY 1, 2017 THROUGH JUNE 30, 2018

Mr. Jeff Abshire, KIA, discussed the interest rate for all Kentucky Infrastructure Authority Fund F loans approved by the Authority during the period July 1, 2017 through June 30, 2018, shall be as follows:

One standard interest rate and two nonstandard interest rates will be offered to

borrowers. The standard rate shall be 2.75% and the nonstandard rates shall be 1.75% and 0.50% based on the income parameters defined in the 2018 Clean Water and Drinking Water State Revolving Fund Intended Use Plans.

The Kentucky Infrastructure Authority may on a case by case basis direct staff to establish an interest rate on the Fund F loan that would in effect create an effective interest rate equal to the appropriate standard rate or the nonstandard rate for the entire funding provided by the Authority in cases where Fund C, Governmental Agencies Program, funding is provided as supplemental funding to the Fund F loan.

Mr. David Voegele moved to approve the Fund “F” Loan interest rates for the period of July 1, 2017 through June 30, 2018, Mr. Ron Lovan seconded, and the motion was unanimously approved.

3. A RESOLUTION AND ORDER OF THE BOARD OF DIRECTORS OF THE KENTUCKY INFRASTRUCTURE AUTHORITY ESTABLISHING FUND B INTEREST RATES FOR THE PERIOD JULY 1, 2017 THROUGH JUNE 30, 2018

Mr. Jeff Abshire, KIA, discussed the interest rate for all Kentucky Infrastructure Authority Fund B loans approved by the Authority during the period July 1, 2017 through June 30, 2018, shall be as follows:

One standard interest rate and two nonstandard interest rates will be offered to borrowers. The standard rate shall be 2.75% and the nonstandard rates shall be 1.75% and 0.50% based on the income parameters defined in the 2018 Clean Water and Drinking Water State Revolving Fund Intended Use Plans.

The Kentucky Infrastructure Authority may on a case by case basis direct staff to establish an interest rate on the Fund B loan that would in effect create an effective interest rate equal to the appropriate standard rate or the nonstandard rate for the entire funding provided by the Authority in cases where Fund C, Governmental Agencies Program, funding is provided as supplemental funding to the Fund B loan.

Mr. Claude Christensen moved to approve the Fund “B” Loan interest rates for the period of July 1, 2017 through June 30, 2018. Mr. Ron Lovan seconded and the motion was unanimously approved.

4. A RESOLUTION AND ORDER OF THE BOARD OF DIRECTORS OF THE KENTUCKY INFRASTRUCTURE AUTHORITY ESTABLISHING FUND C INTEREST RATES FOR THE PERIOD JULY 1, 2017 THROUGH JUNE 30, 2018

Mr. Jeff Abshire, KIA, discussed the interest rates for all Kentucky Infrastructure Authority Fund C loans approved by the Authority during the period July 1, 2017 through June 30, 2018, shall be as follows: Term Rate: 0 - 5 Years 2.00%; 6 - 10 Years 2.25%; 11 - 15 Years 2.50% and > 15 Years 3.00%

Mr. David Voegele moved to approve the Fund “C” Loan interest rates for the period of July 1, 2017 through June 30, 2018. Mr. Robert Amato seconded, and the motion was unanimously approved.

- 5. RESOLUTION AND ORDER OF THE BOARD OF DIRECTORS OF THE KENTUCKY INFRASTRUCTURE AUTHORITY AUTHORIZING APPROVAL FOR THE FILING OF AN APPLICATION WITH THE UNITED STATES ENVIRONMENTAL PROTECTION AGENCY FOR THE FEDERAL FISCAL YEAR 2017 CAPITALIZATION GRANT FOR THE DRINKING WATER REVOLVING FUND**

Mr. Claude Christensen moved to approve the filing of an application for the 2017 Capitalization Grant for the Drinking Water Revolving Fund. Mr. Robert Amato seconded and the motion carried unanimously.

- 6. RESOLUTION AND ORDER OF THE BOARD OF DIRECTORS OF THE KENTUCKY INFRASTRUCTURE AUTHORITY AUTHORIZING APPROVAL FOR THE FILING OF AN APPLICATION WITH THE UNITED STATES ENVIRONMENTAL PROTECTION AGENCY FOR THE FEDERAL FISCAL YEAR 2017 CAPITALIZATION GRANT FOR THE WASTEWATER REVOLVING FUND**

Mr. David Voegele moved to approve the filing of an application for the 2017 Capitalization Grant for the Wastewater Revolving Fund. Mr. Ron Lovan seconded, and the motion carried unanimously.

- 7. A RESOLUTION AND ORDER OF THE BOARD OF DIRECTORS OF THE KENTUCKY INFRASTRUCTURE AUTHORITY AUTHORIZING ISSUANCE OF A CONDITIONAL COMMITMENT FOR AN INFRASTRUCTURE REVOLVING FUND LOAN (C18-001) FOR AN AMOUNT UP TO \$3,800,000 TO THE CITY OF BOWLING GREEN f/b/o BOWLING GREEN MUNICIPAL UTILITIES, WARREN COUNTY, KENTUCKY**

Ms. Ashley Adams, KIA, discussed the City of Bowling Green f/b/o Bowling Green Municipal Utilities' request for a Fund C loan in the amount of \$3,800,000 for the Water Treatment Plant Expansion project. In order to meet anticipated growth and redundancy needs in the City and County, it is necessary to upgrade the aging water treatment plant. This loan will fund all engineering costs for the project which has anticipated construction costs around \$42 million and financed by bonds. The future plant design will maintain the conventional treatment process and include the addition of a filter building with ten filters, two flash mix units, four flocculation and sedimentation basins, and expansion of an existing raw water pump station. The project will be offered for bids with a base bid addition of 7.5 MGD with an additive alternate of 7.5 MGD. The renovation will potentially add 7.5-15 MGD of capacity to the current plant capacity of 30 MGD (37.5-45 MGD total).

The driving force behind the expansion is mainly to address population growth in the County. Because BGMU is the majority water provider for Warren County Water District (WCWD), they must increase capacity to continue meeting their needs. As a result of this, WCWD will actually carry approximately 85% of the debt related to this project. BGMU provides WCWD with around 8.5 MG of water on a daily basis.

BGMU services approximately 22,000 residential and commercial retail customers. They also sell water to Warren County Water District who provides service to approximately 25,000 additional customers.

Mr. Ron Lovan moved to approve the Fund “C” Loan, (C18-001) up to the amount of \$3,800,000 to the City of Bowling Green f/b/o Bowling Green Municipal Utilities with the standard conditions. Mr. Robert Amato seconded, and the motion was unanimously approved.

- 8. A RESOLUTION AND ORDER OF THE BOARD OF DIRECTORS OF THE KENTUCKY INFRASTRUCTURE AUTHORITY AUTHORIZING ISSUANCE OF A CONDITIONAL COMMITMENT FOR ASSUMPTION OF THE INFRASTRUCTURE REVOLVING FUND LOAN (A04-06) BY THE CITY OF PRESTONSBURG f/b/o PRESTONSBURG CITY’S UTILITY COMMISSION, FLOYD COUNTY, KENTUCKY**

A RESOLUTION AND ORDER OF THE BOARD OF DIRECTORS OF THE KENTUCKY INFRASTRUCTURE AUTHORITY AUTHORIZING ISSUANCE OF A CONDITIONAL COMMITMENT FOR ASSUMPTION OF THE INFRASTRUCTURE REVOLVING FUND LOAN (A11-16) BY THE CITY OF PRESTONSBURG f/b/o PRESTONSBURG CITY’S UTILITY COMMISSION, FLOYD COUNTY, KENTUCKY

Mr. Jeff Abshire, KIA, discussed the City of Prestonsburg for the benefit of the Prestonsburg City’s Utility Commission (PCUC) plans to assume two wastewater loans from Southern Water and Sewer District (the “District”) in conjunction with an asset acquisition and realignment of customer territories and responsibilities between the two organizations. PCUC will acquire all wastewater assets and selected drinking water assets and customer rights in exchange for cash, the assumption of debt and previous financial assistance provided by the PCUC. The Kentucky Public Service Commission (“PSC”) approved the transaction on May 2, 2017.

The decision to realign the assets and customers is necessitated by two primary items. First, the District has been issued numerous Notices of Violation (NOV) from the Division of Enforcement for violations of Kentucky water quality laws in connection with its operation of the wastewater system. To mitigate or eliminate potential civil penalties that could result from the violations, the District entered into an operating agreement with PCUC to manage and operate the wastewater system since July 1, 2016. Second, the water system facilities proposed to be

transferred are in remote sections of the District system and can more easily be serviced by PCUC.

The initial financial impact of the transfers to PCUC will improve their net cash flow by about \$100,000 annually which will be needed to support ongoing capital improvements for the acquired system components. PCUC has estimated a need of \$1.5 million of which a major portion will be water tank rehabs, tank additions, and meter replacements throughout the acquired areas. Both the improvements and the acquisition are being funded with a 2017 bond issue. Additional cash flow will result from the meter replacements and the addition of customers from an in process District wastewater service extension that is expected to be completed by the end of December 2017. The aggregate cash flow improvements will offset the debt service.

Mr. Paul Lashbrooke moved to approve the assumption of Fund “A” Loans, (A04-06 and A11-16) to the City of Prestonsburg f/b/o Prestonsburg City’s Utility Commission. Mr. Claude Christensen seconded, and the motion was unanimously approved.

9. AUTHORIZING AND APPROVING THE ISSUANCE OF OBLIGATIONS OF THE KENTUCKY INFRASTRUCTURE AUTHORITY TO REIMBURSE CAPITAL EXPENDITURES MADE BY GOVERNMENTAL AGENCIES PURSUANT TO LOANS MADE BY THE KENTUCKY INFRASTRUCTURE AUTHORITY TO UCH GOVERNMENTAL AGENCIES

This is a routine resolution allowing KIA to reimburse expenses that are paid out of the Authority’s funds with bond proceeds. The projects listed below are covered under this resolution:

APPLICANT	FUND	AMOUNT UP TO
City of Bowling Green	C18-001	\$ 3,800.00

Mr. Robert Amato moved to approve the resolution. Mr. Claude Christensen seconded, and the motion carried unanimously.

II. EXECUTIVE DIRECTOR’S REPORT

Director McNeil addressed the group. She mentioned that she and Ashley Adams had recently traveled to Atlanta for the EPA Region IV meeting. It was a valuable trip having the opportunity to network with other states’ staff. With the addition of new KIA financial staff, Sheryl Parsons, EPA Region IV SRF Coordinator, will come back to Kentucky in September for training. There will be an Intended Use Plan public meeting held on Friday, July 7th. This will be the first year KIA will present two H2O awards at the upcoming Governor’s Local Issues Conference in Louisville, August 23-25. Eligible nominees for the Award must have a clean or drinking water project funded by KIA which comply with the federal Clean Water Act and/or Safe Drinking Act and the project must be completed with full operational status no later than June 30, 2017. Nomination deadline is July 28th. Linda Bridwell has agreed to serve on

the selection committee and if others are interested, please let Director McNeil know as soon as possible. Finally, while reviewing application status, staff recommends that the regularly scheduled August KIA Board meeting be cancelled. There will not be enough for the Board to review and those can be combined with the applications ready for the September meeting.

Chair Dunahoo asked Board members if they had any questions or concerns about postponing the August Board meeting. There were none so she asked for a motion.


Mr. Ron Lovan made the motion to cancel the regularly scheduled August Board meeting. Mr. Claude Christensen seconded, and the motion was unanimously approved.

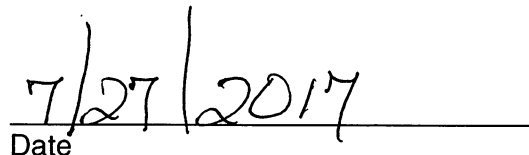
ANNOUNCEMENTS/NOTIFICATIONS

- Next scheduled KIA board meeting:
Thursday, September 7, 2017, 1:00 p.m.
1024 Capital Center Drive, Suite 340
Frankfort, Kentucky

There being no further business, Mr. David Voegele moved to adjourn. Mr. Ron Lovan seconded and the motion carried unanimously. The July 6, 2017, regular meeting of the Board of the Kentucky Infrastructure Authority was adjourned.

Submitted by:


Chris Kellogg, Acting Secretary
Kentucky Infrastructure Authority


Date

**A RESOLUTION AND ORDER OF THE BOARD OF DIRECTORS OF THE
KENTUCKY INFRASTRUCTURE AUTHORITY AUTHORIZING THE APPOINTMENT
OF SECRETARY OF THE KENTUCKY INFRASTRUCTURE AUTHORITY**

WHEREAS, the Authority needs to ensure the ability to conduct necessary administrative functions.

NOW, THEREFORE, the Kentucky Infrastructure Authority, acting by and through its Board of Directors as its duly authorized and empowered governing body, hereby appoints Margaret Link as Secretary of the Authority.

This Resolution and Order shall be in full force and effect from and after its adoption at a properly held meeting of the Kentucky Infrastructure Authority this 7th day of September, 2017.

DONNA MCNEIL, EXECUTIVE DIRECTOR
KENTUCKY INFRASTRUCTURE AUTHORITY

ATTEST:

MARGARET F. LINK, SECRETARY
KENTUCKY INFRASTRUCTURE AUTHORITY

REVIEWED BY:

WILLIAM PAULEY, STAFF ATTORNEY
DEPARTMENT FOR LOCAL GOVERNMENT

A RESOLUTION AND ORDER OF THE BOARD OF DIRECTORS OF THE KENTUCKY INFRASTRUCTURE AUTHORITY AUTHORIZING AN AMENDMENT TO THE CONDITIONAL COMMITMENT FOR A FEDERALLY ASSISTED CLEAN WATER REVOLVING FUND A LOAN (A16-036) INCREASE FOR AN AMOUNT UP TO \$597,939 TO THE CITY OF ELKHORN CITY, PIKE COUNTY, KENTUCKY

WHEREAS, the Kentucky Infrastructure Authority (the "Authority") has been duly created as a body corporate and politic constituting a public corporation and a governmental agency of the Commonwealth of Kentucky pursuant to Chapter 224A of the Kentucky Revised Statutes (the "Act"); and

WHEREAS, pursuant to the Act, the Authority is duly and legally authorized to make loans to Governmental Agencies for the purpose of providing funds for the construction and acquisition of sanitary sewer facilities, water facilities or other types of infrastructure, and in that regard, to enter into Assistance Agreements with such Governmental Agencies governing the provisions in respect of which such loans are to be made, the amounts thereof and the repayment provisions in respect thereto; and

WHEREAS, the Authority previously approved a Federally Assisted Clean Water Revolving Fund Loan (A16-036) to the City of Elkhorn City on September 3, 2015, in the amount of \$560,000 and the City of Elkhorn City has requested to increase loan A16-036 by \$37,939; and

WHEREAS, the Authority anticipates entering into an Assistance Agreement for a loan from the Authority's Federally Assisted Clean Water Revolving Loan Program (Fund A) with the City of Elkhorn City, subject to final determination of amount when the factors involving such financing have been determined; and

WHEREAS, the Authority will, in the near future, authorize and issue a series of Infrastructure Authority Revenue Bonds for the purpose of funding loans to various governmental agencies, such series of Bonds to be known as Kentucky Infrastructure Authority Revenue Bonds with the appropriate Series designation; and

WHEREAS, the Authority wishes to establish terms and conditions on said Fund A loans prior to the issuance of Authority Revenue Bonds and recognizes that additional planning and design of the financed projects are required.

NOW, THEREFORE, THE KENTUCKY INFRASTRUCTURE AUTHORITY, ACTING BY AND THROUGH ITS BOARD OF DIRECTORS AS ITS DULY AUTHORIZED AND EMPOWERED GOVERNING BODY, DOES HEREBY RESOLVE AND ORDER, AS FOLLOWS:

Section 1. All statements of fact set forth in the preambles to this Resolution and Order are incorporated herein by reference, the same as if set forth verbatim. All such

statements of fact are hereby declared to be true and accurate in all material respects.

Section 2. The Authority hereby authorizes the Amendment of a conditional Federally Assisted Clean Water Revolving Fund loan increasing the amount up to \$597,939 of project expense including capitalized interest for the construction period, to the City of Elkhorn City for the Wastewater Treatment Plant Project. Such amounts are subject to adjustment by further action of the Authority or may be adjusted by action of the Executive Director at the time of the issuance of bonds based on adjustment in project costs of not more than (10%) ten percent of the loan amount authorized by this resolution. Upon satisfaction of all conditions of the commitment, execution of an assistance agreement for this loan is authorized.

Section 3. Principal forgiveness not to exceed \$140,000 will be deducted from the approved loan amount. The unforgiven principal balance of \$457,939 shall be repaid.

Section 4. The unforgiven principal shall be repayable over 20 years at an interest rate of 0.75%. In addition to debt service, a 0.20% annual administration fee on the unpaid loan balance will be charged. From annual revenues, \$1,500 must be set aside in a borrower held replacement reserve each December 1 until the balance reaches \$15,000 and maintained for the life of the loan. These terms are subject to adjustment upon execution of the loan agreement, upon changes in the project conditions or determination that the project will require authority financing to be done on a taxable basis.

Section 5. This Resolution and Order shall be in full force and effect from and after its adoption at a properly held meeting of the Kentucky Infrastructure Authority this 7th day of September, 2017.

SANDRA K. DUNAHOO, CHAIR
KENTUCKY INFRASTRUCTURE AUTHORITY

ATTEST:

MARGARET F. LINK, SECRETARY
KENTUCKY INFRASTRUCTURE AUTHORITY

REVIEWED BY:

WILLIAM PAULEY, STAFF ATTORNEY
DEPARTMENT FOR LOCAL GOVERNMENT

EXECUTIVE SUMMARY		Reviewer	Ashley Adams	
KENTUCKY INFRASTRUCTURE AUTHORITY		Date	September 7, 2017	
FUND A, FEDERALLY ASSISTED WASTEWATER		KIA Loan Number	A16-036 (Increase)	
REVOLVING LOAN FUND		WRIS Number	SX21195018	
BORROWER		CITY OF ELKHORN CITY PIKE COUNTY		
BRIEF DESCRIPTION				
This request is for a \$37,939 increase to a previously approved loan in the amount of \$560,000 originally approved on September 3, 2015. The need for the loan increase is due to changes in project design and limited site space/access that lead to the construction budget estimate being higher than expected.				
PROJECT FINANCING		PROJECT BUDGET		
Fund A Loan	\$597,939	Administrative Expenses	RD Fee %	Actual %
USACOE Sec 531	2,047,000	Legal Expenses		
CDBG	525,000	Planning		
LGEDF	143,000	Eng - Design / Const	7.2%	7.0%
RD	100,000	Eng - Insp	5.4%	5.2%
17CS Reallocation	16,872	Construction		
		Contingency		
TOTAL	\$3,429,811	TOTAL		\$3,429,811
REPAYMENT	Rate	0.75%	Est. Annual Payment	\$25,616
	Term	20 Years	1st Payment	6 Mo. after first draw
PROFESSIONAL SERVICES	Engineer	Derek Motsch		
	Bond Counsel	Dinsmore & Shohl, LLP		
PROJECT SCHEDULE	Bid Opening	Mar-17		
	Construction Start	Jun-17		
	Construction Stop	Sep-18		
DEBT PER CUSTOMER	Existing	\$995		
	Proposed	\$8,805		
OTHER DEBT	See Attached			
OTHER STATE-FUNDED PROJECTS LAST 5 YRS	See Attached			
RESIDENTIAL RATES		<u>Users</u>	<u>Avg. Bill</u>	
	Current	404	\$33.55	(for 4,000 gallons)
	Additional	0	\$33.55	(for 4,000 gallons)
REGIONAL COORDINATION	This project is consistent with regional planning recommendations.			
CASHFLOW	Cash Flow Before Debt Service	Debt Service	Cash Flow After Debt Service	Coverage Ratio
Audited 2014	33,285	20,350	12,935	1.6
Audited 2015	32,372	48,000	(15,628)	0.7
Audited 2016	16,970	41,844	(24,874)	0.4
Projected 2017	37,056	31,172	5,884	1.2
Projected 2018	84,018	28,102	55,916	3.0
Projected 2019	95,423	40,910	54,513	2.3
Projected 2020	86,276	53,717	32,559	1.6
Projected 2021	76,946	53,718	23,228	1.4

Reviewer: Ashley Adams
Date: August 16, 2017
Loan Number: A17-036 (Increase)

**KENTUCKY INFRASTRUCTURE AUTHORITY
WASTEWATER REVOLVING LOAN FUND (FUND A)
CITY OF ELKHORN CITY, PIKE COUNTY
PROJECT REVIEW
SX21195018**

I. PROJECT DESCRIPTION

The City of Elkhorn City is requesting an increase of \$37,939 to an existing Fund A loan. The original loan was approved on September, 3 2015 in the amount of \$560,000 for the Wastewater Treatment Plant Project. The City is requesting the increase due to increased construction estimates caused by changes made to the project design addressing limited space and access to the project site.

The purpose of the original project was to replace the City's 150,000 gallon per day plant with a 385,000 gallon per day Sequencing Batch Reactor plant. The loan increase will continue the purpose of the original loan.

The City serves approximately 353 residential customers and 51 commercial customers.

II. PROJECT BUDGET

Administrative Expenses	\$	45,000
Legal Expenses		10,000
Planning		39,173
Engineering Fees - Design		208,044
Engineering Fees - Inspection		155,316
Construction		2,816,479
Contingency		155,799
Total	\$	3,429,811

III. PROJECT FUNDING

Fund A Loan	\$	597,939	17%
USACOE Sec 531		2,047,000	60%
CDBG		525,000	15%
LGEDF		143,000	4%
RD		100,000	3%
17CS Grant Reallocation		16,872	0%
Total	\$	3,429,811	100%

IV. KIA DEBT SERVICE

Construction Loan	\$ 597,939
Principal Forgiveness	140,000
Amortized Loan Amount	\$ 457,939
Interest Rate	0.75%
Loan Term (Years)	20
Estimated Annual Debt Service	24,700
Administrative Fee (0.20%)	916
Annual Debt Service	\$ 25,616

V. PROJECT SCHEDULE

Bid Opening	March 2017
Construction Start	June 2017
Construction Stop	September 2018

VI. CUSTOMER COMPOSITION AND RATE STRUCTURE

A) Customers

Customers	Current
Residential	353
Commercial	51
Industrial	0
Total	404

B) Rates

Water	Inside City Limits			Outside City Limits		
	Future	Current	Prior	Future	Current	Prior
Date of Last Rate Increase	11/01/17	11/01/16	12/09/15	11/01/17	11/01/16	12/09/15
Minimum (2,000 gallons)	\$18.68	\$19.73	\$20.78	\$23.35	\$26.44	\$25.98
Over 2,000 gallons	6.54	6.91	7.28	8.18	8.64	9.10
Cost for 4,000 gallons	\$31.76	\$33.55	\$35.34	\$39.71	\$43.72	\$44.18
Increase %	-5.3%	-5.1%		-9.2%	-1.0%	
Affordability Index (Rate/MHI)	1.5%	1.6%		1.9%	2.1%	

Sewer	Inside City Limits			Outside City Limits		
	Future	Current	Prior	Future	Current	Prior
Date of Last Rate Increase	11/01/17	11/01/16	12/09/15	11/01/17	11/01/16	12/09/15
Minimum (2,000 gallons)	\$30.18	\$23.54	\$17.43	\$37.73	\$29.82	\$21.91
Over 2,000 gallons	12.94	10.22	7.51	16.17	12.78	9.39
Cost for 4,000 gallons	\$56.06	\$43.98	\$32.45	\$70.07	\$55.38	\$40.69
Increase %	27.5%	35.5%		26.5%	36.1%	
Affordability Index (Rate/MHI)	2.7%	2.1%		3.4%	2.7%	

The City of Elkhorn City made the decision to lower water rates over a three year period as a result of wholesale rate decreases by Mountain Water District. Mountain Water District (MWD) rate decreases were determined by PSC. They also mirrored sewer rate increases done by MWD less 20% for Inside City customers.

VII. DEMOGRAPHICS

Based on current Census data from the American Community Survey 5-Year Estimate 2011-2015, the City's service area population was 1,073 with a Median Household Income (MHI) of \$25,041. The median household income for the Commonwealth is \$43,740. The MHI for the City is 57.2% of the Commonwealth's MHI. This project qualifies for a .75% interest rate based on the MHI.

Year	Population		County		Unemployment	
	City	% Change	County	% Change	Date	Rate
1980	1,446		81,123		June 2005	6.9%
1990	813	-43.8%	72,583	-10.5%	June 2010	10.3%
2000	1,060	30.4%	68,736	-5.3%	June 2015	9.4%
2010	982	-7.4%	65,024	-5.4%	June 2016	11.6%
Current	898	-8.6%	63,434	-2.4%		
Cumulative %		-37.9%		-21.8%		

VIII. 2015 CAPITALIZATION GRANT EQUIVALENCIES

- 1) Green Project Reserve - This project does not qualify for Green Project Reserve (GPR) funding.
- 2) Additional Subsidization – This project qualifies for additional subsidization in the amount of \$140,000. The additional subsidization is unchanged from the original loan.

IX. FINANCIAL ANALYSIS

Financial information was obtained from the audited financial statements for the fiscal years ending June 30, 2014 through 2016. The water and sewer utilities are components of the City. These components are identified separately in the audited financial statements.

HISTORY

Revenues decreased 1.9% from 2014 to 2015 and increased 4.4% from 2015 to 2016. The revenue increase from 2015 to 2016 is the result of changes in water and sewer rates implemented by the City in December 2015. In November 2016, the City decreased water rates by approximately 5.1% and increased sewer rates approximately 35.5%. Rate movement in the City and County was modeled after the rate movement of Mountain Water District, the City's wholesale water provider. PSC directed Mountain Water District to lower water rates over three years starting in 2015 and increase sewer rates over the same period of time. Operating expenses decreased 1.9% from 2014 to 2015 and increased 8.6% from 2015 to 2016.

The balance sheet reflects a current ratio of 1.8 and 29.3 days sales in accounts receivable. The debt coverage ratios for 2014, 2015, and 2016 were 1.6, 0.7, and 0.4, respectively.

PROJECTIONS

Projections are based on the following assumptions:

- 1) Water revenues reflect a rate reduction spanning from 2017 to 2019. Sewer revenues reflect increases during the same time period. Please refer to the rate tables in section VI (B) for more information.
- 2) Expenses will increase according to inflation; estimated to be 2%.
- 3) Debt service coverage is 1.6 in 2020 when full year principal and interest repayments begin.

Based on the pro forma assumptions, the utility shows adequate cash flow to repay the KIA Fund A loan.

REPLACEMENT RESERVE

The annual replacement cost is \$1,500. This amount must be added to the replacement account each December 1 until the balance reaches \$15,000 and maintained for the life of the loan.

X. DEBT OBLIGATIONS

	<u>Outstanding</u>	<u>Maturity</u>
KIA Loan B16-012	\$ 402,060	2031
Total	\$ 402,060	

XI. CONTACTS

Legal Applicant

Name	City of Elkhorn City
Address	PO BOX 681 Elkhorn City, KY 41522
County	Pike
Authorized Official	Mike Taylor, Mayor
Phone	606-754-5080
Email	elkhorncityhall@bellsouth.net

Project Contact - Applicant

Name	David Sanders
Representing	City of Elkhorn City
Address	PO BOX 681 Elkhorn City, KY 41522
Phone	606-454-4567
Email	david.sanders@bellsouth.net

Project Administrator

Name	Brenda Powers
Address	110 Resource Court Prestonsburg, KY 41653
Organization	Big Sandy ADD
Phone	606-886-2374
Email	brenda.powers@bigsandy.org

Consulting Engineer

Name	Derek Motsch
Firm	Summit Engineering
Address	3205 Summit Square Pl, #100 Lexington, KY 40509
Phone	859-264-9860
Email	dmotsch@summit-engr.com

XII. RECOMMENDATIONS

KIA staff recommends approval of the loan with the standard conditions and the following special condition.

CITY OF ELKHORN CITY
 FINANCIAL SUMMARY (JUNE YEAR END)

	Audited <u>2014</u>	Audited <u>2015</u>	Audited <u>2016</u>	Projected <u>2017</u>	Projected <u>2018</u>	Projected <u>2019</u>	Projected <u>2020</u>	Projected <u>2021</u>
Balance Sheet								
Assets								
Current Assets	63,229	57,363	64,706	71,998	86,681	96,884	100,896	103,041
Other Assets	3,266,666	3,140,313	3,091,273	2,946,204	5,377,118	6,035,164	5,831,897	5,621,166
Total	<u>3,329,895</u>	<u>3,197,676</u>	<u>3,155,979</u>	<u>3,018,202</u>	<u>5,463,799</u>	<u>6,132,048</u>	<u>5,932,793</u>	<u>5,724,207</u>
Liabilities & Equity								
Current Liabilities	43,467	47,135	36,303	33,179	33,470	33,762	34,056	34,352
Long Term Liabilities	462,038	422,908	390,121	2,790,982	3,574,152	3,548,380	3,522,414	3,496,252
Total Liabilities	<u>505,505</u>	<u>470,043</u>	<u>426,424</u>	<u>2,824,161</u>	<u>3,607,622</u>	<u>3,582,142</u>	<u>3,556,470</u>	<u>3,530,604</u>
Net Assets	<u>2,824,390</u>	<u>2,727,633</u>	<u>2,729,555</u>	<u>194,041</u>	<u>1,856,177</u>	<u>2,549,906</u>	<u>2,376,323</u>	<u>2,193,603</u>
Cash Flow								
Revenues	437,610	429,116	447,927	477,632	533,386	555,258	555,258	555,258
Operating Expenses	404,325	396,744	430,957	440,576	449,368	459,835	468,982	478,312
Other Income	0	0	0	0	0	0	0	0
Cash Flow Before Debt Service	<u>33,285</u>	<u>32,372</u>	<u>16,970</u>	<u>37,056</u>	<u>84,018</u>	<u>95,423</u>	<u>86,276</u>	<u>76,946</u>
Debt Service								
Existing Debt Service	20,350	48,000	41,844	31,172	28,102	28,102	28,101	28,102
Proposed KIA Loan	0	0	0	0	0	12,808	25,616	25,616
Total Debt Service	<u>20,350</u>	<u>48,000</u>	<u>41,844</u>	<u>31,172</u>	<u>28,102</u>	<u>40,910</u>	<u>53,717</u>	<u>53,718</u>
Cash Flow After Debt Service	<u>12,935</u>	<u>(15,628)</u>	<u>(24,874)</u>	<u>5,884</u>	<u>55,916</u>	<u>54,513</u>	<u>32,559</u>	<u>23,228</u>
Ratios								
Current Ratio	1.5	1.2	1.8	2.2	2.6	2.9	3.0	3.0
Debt to Equity	0.2	0.2	0.2	14.6	1.9	1.4	1.5	1.6
Days Sales in Accounts Receivable	27.9	30.6	29.3	29.3	29.4	29.4	29.4	29.4
Months Operating Expenses in Unrestricted Cash	0.9	0.6	0.8	0.9	1.2	1.4	1.4	1.5
Debt Coverage Ratio	1.6	0.7	0.4	1.2	3.0	2.3	1.6	1.4

Kentucky Infrastructure Authority

1. Proposed Modification to Financial Audit Footnote #2 – Summary of Significant Accounting Policies
 - Add policy for valuing Assistance Agreements Receivable and Allowance for Loan Losses
2. Modifications to Footnote #6 – Assistance Agreements Receivable (due to implementation of accounting policy above)
3. Borrower / Loan Assessment Template
 - Approach for how we evaluate borrowers / loans that reach the stage of evaluation

Note 2 - Summary of Significant Accounting Policies (insert after investments, page 16 of 2016 audit)

Assistance Agreements Receivable and Allowance for Loan Losses

Assistance Agreements receivable are stated at their outstanding principal balances net of allowances for loan losses. The Allowance for Loan Losses is evaluated not less than annually and is established through a Provision for Loan Losses and is charged to expense. Loans are charged against the allowance for loan losses when management believes that the collectability of the principal is unlikely. The allowance is an amount that management believes will be adequate to absorb losses on existing loans that may become uncollectible and is based on individual assessments of their collectability. The Authority has never incurred a loss of principal on a loan. Therefore, prior loan loss experience is not considered in the evaluation. Management believes the allowance for loan losses is adequate. While management uses available information and considers potential remedies to recognize the amount of losses on loans, these evaluations are subjective and future adjustments to the allowance may be necessary if the results of mitigation efforts differ substantially from the original loss estimates.

Note 6 - Assistance Agreements Receivable

Assistance agreements receivable are for loans made to governmental entities for construction of infrastructure projects. The principal and interest are due in periodic installments that are used to either meet the principal and interest requirements of the Authority's revenue bonds or to fund additional projects. For the years ended June 30, 2017 and 2016, Assistance Agreements Receivable, net of Allowances for Loan Losses, was as follows:

	2017	2016
Fund A - Clean Water State Revolving Fund Loan Program	\$ 740,086,000	\$ 688,334,000
Fund B - Infrastructure Revolving Loan Program	59,867,000	60,339,000
Fund C - Governmental Agencies Program	24,818,000	24,654,000
Fund F - Drinking Water State Revolving Fund Loan Program	228,479,000	204,683,000
Sub-Total	\$ 1,053,250,000	\$ 978,010,000
Allowance for Loan Losses	0	0
Assistance Agreements Receivable	\$ 1,053,250,000	\$ 978,010,000

For the year ended June 30, 2017 the allowance for loan losses increased by \$TBD. This was due to an increase in the provision for loan losses in the amount of \$TBD. For the year ended June 30, 2016 the allowance for loan losses was zero (Note: commentary on current year loan loss expense or write-off of loans will be included in Management's Discussion & Analysis as appropriate).

In addition to the net assistance agreements receivable, the Authority has commitments remaining to disburse funds as summarized below:

	<u>2017</u>	<u>2016</u>
Fund A - Clean Water State Revolving Fund Loan Program	\$ 258,897,000	\$ 294,639,000
Fund B - Infrastructure Revolving Loan Program	15,359,000	9,673,000
Fund C - Governmental Agencies Program	9,976,000	5,095,000
Fund F - Drinking Water State Revolving Fund Loan Program	<u>69,260,000</u>	<u>93,139,000</u>
Total commitments outstanding	<u>\$ 353,492,000</u>	<u>\$ 402,546,000</u>

Loan Review 06/30/2017 Reviewer(s) Analyst
Abshire / McNeil
Third Party(ies)
Borrower
Loans #
Total Dollars

	Princ	Int	Fee	Penalty	Total
P&I Overdue 06/30/17					0.00

Sewer Customers Water Customers 0
Comment (if any)

General Commentary (history of problem, include borrower discussions)

Underlying Causes / Issues

Is there an overall financial sustainability issue (yes / no, Comments)?

Division of Water Comments (merge possibilities, violations, other considerations)

- Alternatives (list at least 4) (pro's / cons)
1. Rate Adjustments -
 2. Merge into larger public system -
 3. Merge into private system -
 4. Receivership -
 5. Government subsidized bailout (discuss in terms of probability, sources, financial sustainability of system) -
 6. Debt forgiveness (does this address underlying financial sustainability issues?) -

Probable Loss of Dollars 0

**COMMONWEALTH OF KENTUCKY
KENTUCKY INFRASTRUCTURE AUTHORITY**

BYLAWS

WHEREAS, the Kentucky Infrastructure Authority ("the Authority") was created pursuant to the authority of House Bill 217 enacted by the 1988 Regular Session of the General Assembly of the Commonwealth of Kentucky, now codified as KRS Chapter 224.A and has been subsequently amended by SB409 of the 2000 Regular Session of the General Assembly and SB 20 of the 2009 Regular Session of the General Assembly of the Kentucky Revised Statutes (the "Act") as a body corporate and politic, and an agency and instrumentality of the Commonwealth, to provide assistance to local governments and private entities in planning and financing the acquisition, construction, and rehabilitation of infrastructure projects as defined in the Act, for the purpose of protecting the health and safety, and promoting the welfare and well-being of the general public within the Commonwealth; and,

WHEREAS, infrastructure projects have the further desired and intended effects of aiding the Commonwealth and its political subdivisions in retaining existing businesses and industries, attracting new businesses and industries, promoting the creation of jobs, alleviating unemployment, and otherwise improving the quality of life for all citizens of the Commonwealth; and,

WHEREAS, the Authority is authorized by the Act to adopt Bylaws to govern the conduct of its affairs;

NOW, THEREFORE, the Authority hereby adopts the following Bylaws, which shall be in effect until changed by the Authority, to wit:

**ARTICLE I
Definitions**

All words or phrases used in these Bylaws, and in proceedings and resolutions of the Authority under the Act, as amended, shall have to the extent defined in the Act, the same meanings as assigned such words or phrases by the Act. Any conflict between language used in these Bylaws, or in any proceedings of the Authority, and the Act, shall be resolved in favor of the language of the Act which is, in all such respects, controlling.

**ARTICLE II
Office**

The principal office of the Authority shall be the office of the Governor, 1024 Capital Center Drive, Suite 340, Frankfort, Kentucky 40601, or at such other location as the Board may designate.

ARTICLE III **Membership**

Membership of the Authority is as established by KRS 224.A, as amended. Specifically, the affairs of the Authority shall be managed and carried out by a board consisting of eleven (11) members. The Secretaries of the Economic Development, Finance and Administration and Energy and Environment Cabinets, the Executive Director of the Public Service Commission, and the Commissioner of the Department for Local Government shall serve as ex-officio members of the Authority and may designate alternates. In addition, the Governor shall appoint six (6) at-large members, one (1) each from three (3) nominees submitted respectively by the Kentucky Association of Counties, the Kentucky League of Cities, the Kentucky Rural Water Association, the Kentucky section of the American Water Works Association and the Kentucky Municipal Utilities Association, and one (1) individual representing private water utilities. All members of the Authority shall have full voting rights on any matter pending before the Authority. Pursuant to statute, the terms of ex-officio members shall run with the appointment to the respective office or position and the term of the at-large members shall be four (4) years; except for the initial terms which vary.

ARTICLE IV **Officers and Employees**

A. Officers of the Authority shall be a Chair, a Vice Chair and a 1st Vice Chair, who shall be selected from the membership. The Chair shall be selected from among the ex-officio membership, and a Vice Chair shall be selected from among the at-large members. The 1st Vice Chair shall be selected from the membership. The terms of office for the board officers so elected shall be two (2) years. Members may be re-elected to serve as a board officer.

B. The Authority may appoint an Executive Director and, pursuant to statute, shall appoint a Secretary and a Treasurer and other staff as may be determined by the Board to be necessary or appropriate for conduct of the Authority's business. Neither the Executive Director, the Secretary, the Treasurer, nor any other staff members shall be members of the Authority. Appointments of such employees shall be made upon recommendation of the Chair. If no Executive Director, Secretary or Treasurer are appointed, their respective functions or other functions determined by the Board to be beneficial to the Authority may be performed on an "acting" basis by staff of other agencies as per a Memorandum of Agreement between the Authority and the assisting agency.

All agreements to which the Authority is a party shall be executed manually by the Chair or by the Executive Director, as so authorized, and the manual signature of the Secretary shall attest the Chair's or the Executive Director's signature.

Notwithstanding the foregoing, Bond Certificates representing debt obligations of

the Authority may be executed with the facsimile signatures of the Chair and Secretary; provided, however, that the legal document under which such debt obligations are authorized shall provide that each such Bond Certificate so executed with the facsimile signatures shall be manually executed by a duly authorized officer of a bank or trust company as the Authority's designated Bond Registrar and Transfer Agent.

ARTICLE V

Executive Committee

A. There is hereby created an Executive Committee of the Authority consisting of the duly elected officers of the Authority. The Chair shall preside at meetings of the Executive Committee. If a member of the Executive Committee resigns or is unable to serve on the Executive Committee for any reason, the Chair shall appoint a member or members of the Authority to fill the vacancy or vacancies until the next meeting of the Authority, at which time a new member or members of the Executive Committee shall be elected.

B. The Executive Committee shall review and recommend business items to be submitted to the Authority for consideration and final approval, provided that any member of the Authority may propose additional items for consideration by the Authority. Except as specifically authorized by a resolution, or a motion recorded in the minutes of a meeting of the Authority, a majority of the members present voting in favor thereof, the Executive Committee shall have no power to take final action with respect to the implementation of any infrastructure project proposed for approval for financial assistance under the Act. Following adoption of a preliminary authorizing resolution by the Authority with respect to the issuance of specific bonds, notes or other obligations of the Authority, the Executive Committee may from time to time be vested with the power to act on behalf of the Authority in approving the final principal amount of such bonds, notes or other obligations to be issued by the Authority and the forms of contracts and offering documents relating thereto.

ARTICLE VI

Meetings

A. The Authority shall meet in Frankfort on the first Thursday of each month and for special meetings at the call of the Chair. The time of each regularly scheduled monthly meeting shall be established at least annually by resolution approved by a majority of the members of the full membership of the Authority acting at either a regular meeting or at a special meeting. If a meeting is to be held at the call of the Chair, the call may be made in writing or orally, by telephone or otherwise, and shall advise members of the Authority of the time, date, and place of the meeting, and the nature of the business to be considered at such meeting. Unless the Chair is of the opinion that an emergency exists that requires the Authority to convene sooner, or if an emergency arises that requires the postponement or re-scheduling of a meeting, meetings of the Authority shall be held at the designated times and locations at least forty-eight (48) hours after issuance of the call for the meeting. The Secretary shall

provide notice of all meetings of the Authority and of the Executive Committee to the press, electronic media, and the public, as required by the Kentucky Open Meetings Act, KRS 61.805 to 61.850.

B. The Chair, or in his absence the Vice Chair, shall preside at Authority meetings. If the Chair, Vice Chair, and 1st Vice Chair are absent from a meeting, the Chair may designate a member or the Executive Director of the Authority to preside over the meeting. Meetings of the Authority shall be conducted generally according to the rules of proceedings outlined in the most current edition of Roberts' Manual of Parliamentary Rules.

C. Actions of the Board, and committees thereof, including election of officers may be conducted by correspondence in a manner determined by the Board, such as mail, fax, voice phone, or similar means.

D. Any and all meetings of the Board and any committees thereof may be conducted by means of video teleconferencing upon compliance with the requirements of KRS 61.820 or 61.823 as appropriate.

ARTICLE VII

Administrative Functions

A. The administrative functions of the Authority shall be performed by the Executive Director under the supervision and direction of the Chair. The Executive Director shall be authorized, with the approval of the Chair, to take all action specifically or by necessary implication authorized by the Authority to carry out the Authority's administrative functions. The Executive Director shall supervise the functions of the Secretary and/or Treasurer and all other staff of the Authority as may exist. If no Secretary and/or Treasurer of the Authority are appointed, the respective functions may be provided by other staff as so directed.

B. The Secretary of the Authority shall take, transcribe, distribute copies to members of the Authority, and maintain and preserve a permanent record at the Authority's office, of the minutes of all meetings of the Authority and of all meetings of the Executive Committee. The Secretary shall prepare and maintain an accurate record of the proceedings of both the Authority and the Executive Committee, and shall maintain and preserve the Authority's official correspondence files, and all books and other records of the Authority at the Authority's office. The Authority's records shall be open to public inspection as provided by the Kentucky Open Records Act, KRS 61.870 to 61.884. The Executive Director shall acquire, and the Secretary shall maintain a seal for the Authority, which shall bear the legend "Kentucky Infrastructure Authority." The seal shall be impressed or reproduced upon documents to which the Authority is a party, but the absence of the seal from any document shall not invalidate the legal effect of such document when executed on behalf of the Authority by the Chair or the Executive Director and the document is otherwise properly authorized, ratified, or approved for execution by the Authority. The signature of either the Executive Director

or the Secretary shall attest the Authority's official acts.

C. The Treasurer of the Authority shall receive and disburse funds of the Authority and shall keep all monies of the Authority deposited in its name as required by the Act, KRS 224A.110. The Treasurer shall report to the Authority not less often than semiannually on all funds coming into the hands of the Treasurer as custodian for the Authority. The Treasurer shall disburse the funds of the Authority for any purpose for which such disbursement may be made under the Act, or for any other purpose for which they may be properly and legally expended, upon authorization by the Chair, the Executive Director, or as approved by the Authority by resolution or motion recorded in the minutes and duly adopted at a meeting of the Authority.

D. To ensure proper accountability for its programs, the Authority shall annually adopt an operation plan and budget which shall contain in addition to any other information that may be necessary or desirable, an estimate of revenues accruing to and proposed expenditures by the Authority during the ensuing fiscal year. The Executive Director shall prepare and submit to the Authority in a timely manner budgetary information necessary to the formulation and adoption of such a budget.

E. The Treasurer of the Authority shall prepare a complete operating and financial statement covering the Authority for each fiscal year which, after review and approval by the Authority, shall be submitted to the Governor and the General Assembly within 120 days after the close of the fiscal year.


ARTICLE VIII **Amendment of Bylaws**

These Bylaws may be amended only upon approval of a majority of the members of the full membership of the Authority acting at either a regular meeting or at a special meeting called for the purpose of amending these Bylaws.

CERTIFICATE OF ADOPTION

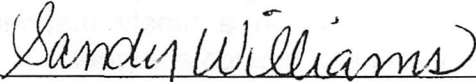
It is hereby certified that the foregoing Bylaws of the Kentucky Infrastructure Authority were adopted by the Authority at a meeting held on the 12th day of November, 2009, all members of the Authority being present at such meeting, and a majority of the members voting in favor of adoption of the Bylaws.

This the 3rd day of December, 2009.



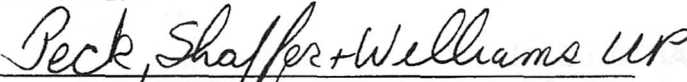
TONY WILDER, CHAIR
KENTUCKY INFRASTRUCTURE AUTHORITY

ATTEST:



SANDY WILLIAMS, SECRETARY
KENTUCKY INFRASTRUCTURE AUTHORITY

EXAMINED:



PECK SHAFFER & WILLIAMS LLP
LEGAL COUNSEL FOR THE
KENTUCKY INFRASTRUCTURE AUTHORITY

**A RESOLUTION OF THE KENTUCKY INFRASTRUCTURE AUTHORITY
AUTHORIZING AND APPROVING THE ISSUANCE OF OBLIGATIONS
OF THE KENTUCKY INFRASTRUCTURE AUTHORITY TO
REIMBURSE CAPITAL EXPENDITURES MADE BY GOVERNMENTAL
AGENCIES PURSUANT TO LOANS MADE BY THE KENTUCKY
INFRASTRUCTURE AUTHORITY TO SUCH GOVERNMENTAL
AGENCIES**

WHEREAS, the Board of Directors of the Kentucky Infrastructure Authority (the "Authority") has heretofore approved the undertaking of the projects described in further detail in Exhibit A (collectively, the "Project"); and

WHEREAS, the Authority anticipates making loans to governmental agencies pursuant to the provisions of Chapter 224A of the Kentucky Revised Statutes (the "Act") for the Project and the governmental agencies may be expected to pay and/or incur costs with respect to the Project ("Prior Capital Expenditures") on or after the date of this resolution and prior to the issuance of the obligations (the "Obligations") which will finance the Project.

NOW, THEREFORE BE IT RESOLVED by the Board of Directors of the Kentucky Infrastructure Authority as follows:

Section 1. The Board of Directors hereby approves the use of the Obligations to finance the costs of the Project in the maximum principal amount set forth in Exhibit A plus costs of issuance related thereto and amounts required to fund a debt service reserve, if any, and declares its intent that any Prior Capital Expenditures made by the governmental agencies pursuant to loans made by the Authority will be made in anticipation of the issuance of such Obligations to reimburse said Prior Capital Expenditures. This declaration is made pursuant to Treas. Reg. §1.150-2.

Section 2. The Executive Director and Treasurer of the Authority are hereby authorized and directed to reimburse, not later than eighteen months after the later of (i) the date of the expenditure or (ii) the date the item was placed in service, but in any event not later than three years after the original expenditure, only those Prior Capital Expenditures made with respect to assets having a reasonably expected economic life of at least one year, and in addition, eligible preliminary expenditures paid and incurred prior to commencement of the Project.

Section 3. The Authority finds and determines that, consistent with the Authority's budgetary and financial circumstances, it does not have funds currently available and does not expect to have funds available in the future that may be allocated on a long-term basis, other than the proceeds of the Obligations, to finance the Prior Capital Expenditures.

Section 4. The Authority hereby directs the Executive Director, Secretary, and Treasurer to take the following action at the time the Prior Capital Expenditures are reimbursed from proceeds of the Obligations: (i) evidence the reimbursement on the books and records maintained with respect to the Obligations, and (ii) identify either the actual prior expenditure to be reimbursed or, in the case of reimbursement of a fund or account, the fund or account from which the expenditure was paid.

Section 5. The books, records and proceedings of the Authority with respect to this resolution shall be made reasonably available by the Authority for its inspection by the general public at the Authority's administrative office every business day during normal business hours commencing no later than 30 days after the passage of this resolution. Said books, record and proceedings of the Authority with respect to this resolution will continue to be reasonably available to the general public until the date of issuance of the Obligations.

Section 6. This Resolution shall be in full force and effect from and after its adoption. Passed and adopted this 7th day of September, 2017.

DONNA MCNEIL, EXECUTIVE DIRECTOR
KENTUCKY INFRASTRUCTURE AUTHORITY

ATTEST:

MARGARET F. LINK, SECRETARY
KENTUCKY INFRASTRUCTURE AUTHORITY

REVIEWED BY:

WILLIAM PAULEY, STAFF ATTORNEY
DEPARTMENT FOR LOCAL GOVERNMENT

EXHIBIT A

<u>APPLICANT</u>	<u>LOAN #</u>	<u>TOTAL AMOUNT</u>
City of Elkhorn City (Increase)	A16-036	\$ 597,939

FUNDS A, A2, B, B1, B2, C, F, F2

**Kentucky Infrastructure Authority
Funds Availability
August 31, 2017**

Description	Fund A (Clean Water SRF) (1)	Fund F (Drinking Water SRF) (2)	Fund B (Infrastructure Revolving Fund)	Fund C (Governmental Agencies Program)
<i>Funds Availability</i>				
Uncommitted Internal Funds	\$57,626,000	\$22,500,000	\$2,470,000	\$7,801,000
Leverage Funds Committed	(60,427,000)	(17,053,000)	0	0
Pending Loan Commitments (3)	(57,626,000)	(22,500,000)	(2,305,000)	0
Pending Project (two) Closeout Variances [Fav / (Unfav)]	27,000,000	0	0	0
Pending Refinances (Fund "F" with Fund "C")	0	6,597,000	0	(6,597,000)
Funds Available to Commit / (Potential Leverage Requirements) (1, 2)	<u>(\$33,427,000)</u>	<u>(\$10,456,000)</u>	<u>\$165,000</u>	<u>\$1,204,000</u>
Total Potential Leverage Requirement		<u>(\$43,883,000)</u>		

1) Leverage authorization of \$100 million from 14-16 leverage authorization was reauthorized for 16-18 and \$100 million new funds were authorized for 16-18. There are no plans to commit additional leverage authorization.

2) Leverage authorization of \$25 million from 14-16 leverage authorization was reauthorized for 16-18 and \$25 million new funds were authorized for 16-18. There are no plans to commit additional leverage authorization.

3) Assumes all current year Fund "A" and "F" leverage capacity will be committed.

**KENTUCKY INFRASTRUCTURE AUTHORITY
FEDERALLY ASSISTED WASTEWATER REVOLVING LOAN FUND ---- (FUND A)**

AVAILABLE FUNDS FFY 1989:

FEDERAL TITLE VI GRANT FUNDS	\$33,237,382
UNUSED TITLE II GRANT FUNDS	\$5,873,998
BOND PROCEEDS (20%)	\$7,822,276
ADMINISTRATION (4%)	(\$1,564,455)
NET 89 SRF FUNDS	<u>\$45,369,201</u>

AVAILABLE FUNDS FFY 1990:

FEDERAL TITLE VI GRANT FUNDS	\$17,798,449
BOND PROCEEDS (20%)	\$3,559,690
ADMINISTRATION (4%)	(\$711,938)
NET 90 SRF FUNDS	<u>\$20,646,201</u>

AVAILABLE FUNDS FFY 1991:

FEDERAL TITLE VI GRANT FUNDS	\$31,258,282
BOND PROCEEDS (20%)	\$6,251,656
ADMINISTRATION (4%)	(\$1,250,331)
NET 91 SRF FUNDS	<u>\$36,259,607</u>

AVAILABLE FUNDS FFY 1992:

FEDERAL TITLE VI GRANT FUNDS	\$25,429,111
BOND PROCEEDS (20%)	\$5,085,822
ADMINISTRATION (4%)	(\$1,017,164)
NET 92 SRF FUNDS	<u>\$29,497,769</u>

AVAILABLE FUNDS FFY 1993:

FEDERAL TITLE VI GRANT FUNDS	\$24,462,603
BOND PROCEEDS (20%)	\$4,892,521
ADMINISTRATION (4%)	(\$978,504)
NET 93 SRF FUNDS	<u>\$28,376,620</u>

AVAILABLE FUNDS FFY 1994:

FEDERAL TITLE VI GRANT FUNDS	\$15,178,779
BOND PROCEEDS (20%)	\$3,035,756
ADMINISTRATION (4%)	(\$607,151)
NET 94 SRF FUNDS	<u>\$17,607,384</u>

AVAILABLE FUNDS FFY 1995:

FEDERAL TITLE VI GRANT FUNDS	\$15,676,353
BOND PROCEEDS (20%)	\$3,135,271
ADMINISTRATION (4%)	(\$627,054)
NET 95 SRF FUNDS	<u>\$18,184,570</u>

AVAILABLE FUNDS FFY 1996:

FEDERAL TITLE VI GRANT FUNDS	\$25,678,432
BOND PROCEEDS (20%)	\$5,135,686
ADMINISTRATION (4%)	(\$1,027,137)
NET 96 SRF FUNDS	<u>\$29,786,981</u>

ADDITIONAL FUNDS FFY 1997:

FEDERAL TITLE VI GRANT FUNDS	\$7,912,200
BOND PROCEEDS (20%)	\$1,582,440
ADMINISTRATION (4%)	(\$316,488)
NET ADD'L 97 SRF FUNDS	<u>\$9,178,152</u>

AVAILABLE FUNDS FFY 1998:

FEDERAL TITLE VI GRANT FUNDS	\$17,138,187
BOND PROCEEDS (20%)	\$3,427,637
ADMINISTRATION (4%)	(\$685,527)
NET 98 SRF FUNDS	<u>\$19,880,297</u>

AVAILABLE FUNDS FFY 1999:

FEDERAL TITLE VI GRANT FUNDS	\$17,139,573
BOND PROCEEDS (20%)	\$3,427,914
ADMINISTRATION (4%)	(\$685,582)
NET 98 SRF FUNDS	<u>\$19,881,905</u>

AVAILABLE FUNDS FFY 2000:

FEDERAL TITLE VI GRANT FUNDS	\$17,081,460
BOND PROCEEDS (20%)	\$3,416,292
ADMINISTRATION (4%)	(\$683,258)
NET 00 SRF FUNDS	<u>\$19,814,494</u>

AVAILABLE FUNDS FFY2005:

FEDERAL TITLE VI GRANT FUNDS	\$13,714,668
BOND PROCEEDS (20%)	\$2,742,934
ADMINISTRATION (4%)	(\$548,586)
NET 05 SRF FUNDS	<u>\$15,909,016</u>

AVAILABLE FUNDS FFY2006:

FEDERAL TITLE VI GRANT FUNDS	\$11,145,123
BOND PROCEEDS (20%)	\$2,229,025
ADMINISTRATION (4%)	(\$445,804)
NET 06 SRF FUNDS	<u>\$12,928,344</u>

AVAILABLE FUNDS FFY2007:

FEDERAL TITLE VI GRANT FUNDS	\$13,621,905
BOND PROCEEDS (20%)	\$2,724,381
ADMINISTRATION (4%)	(\$544,876)
NET 07 SRF FUNDS	<u>\$15,801,410</u>

AVAILABLE FUNDS FFY2008:

FEDERAL TITLE VI GRANT FUNDS	\$8,648,100
BOND PROCEEDS (20%)	\$1,729,620
ADMINISTRATION (4%)	(\$345,924)
NET 08 SRF FUNDS	<u>\$10,031,796</u>

AVAILABLE FUNDS FFY2009:

FEDERAL TITLE VI GRANT FUNDS	\$8,648,100
BOND PROCEEDS (20%)	\$1,729,620
ADMINISTRATION (4%)	(\$345,924)
NET 09 SRF FUNDS	<u>\$10,031,796</u>

AVAILABLE FUNDS FFY2010:

FEDERAL TITLE VI GRANT FUNDS	\$25,932,000
BOND PROCEEDS (20%)	\$5,186,400
ADMINISTRATION (4%)	(\$1,037,280)
NET 10 SRF FUNDS	<u>\$30,081,120</u>

AVAILABLE FUNDS FFY2011:

FEDERAL TITLE VI GRANT FUNDS	\$18,794,000
BOND PROCEEDS (20%)	\$3,758,800
ADMINISTRATION (4%)	(\$751,760)
NET 11 SRF FUNDS	<u>\$21,801,040</u>

AVAILABLE FUNDS FFY2012:

FEDERAL TITLE VI GRANT FUNDS	\$17,987,000
BOND PROCEEDS (20%)	\$3,597,400
ADMINISTRATION (4%)	(\$719,480)
NET 12 SRF FUNDS	<u>\$20,864,920</u>

AVAILABLE FUNDS FFY2013:

FEDERAL TITLE VI GRANT FUNDS	\$16,992,000
BOND PROCEEDS (20%)	\$3,398,400
ADMINISTRATION (4%)	(\$679,680)
NET 13 SRF FUNDS	<u>\$19,710,720</u>

AVAILABLE FUNDS FFY2014:

FEDERAL TITLE VI GRANT FUNDS	\$17,845,000
BOND PROCEEDS (20%)	\$3,569,000
ADMINISTRATION (4%)	(\$713,800)
NET 14 SRF FUNDS	<u>\$20,700,200</u>

AVAILABLE FUNDS FFY2015:

FEDERAL TITLE VI GRANT FUNDS	\$17,754,000
BOND PROCEEDS (20%)	\$3,550,800
ADMINISTRATION (4%)	(\$710,160)
NET 15 SRF FUNDS	<u>\$20,594,640</u>

AVAILABLE FUNDS FFY2016:

FEDERAL TITLE VI GRANT FUNDS	\$17,005,000
BOND PROCEEDS (20%)	\$3,401,000
ADMINISTRATION (4%)	(\$680,200)
NET 16 SRF FUNDS	<u>\$19,725,800</u>

AVAILABLE FUNDS FFY 2001:

FEDERAL TITLE VI GRANT FUNDS	\$16,929,594
BOND PROCEEDS (20%)	\$3,385,919
ADMINISTRATION (4%)	(\$677,184)
NET 01 SRF FUNDS	<u>\$19,638,329</u>

AVAILABLE FUNDS FFY 2002:

FEDERAL TITLE VI GRANT FUNDS	\$16,967,313
BOND PROCEEDS (20%)	\$3,393,463
ADMINISTRATION (4%)	(\$678,692)
NET 02 SRF FUNDS	<u>\$19,682,084</u>

AVAILABLE FUNDS FFY2003:

FEDERAL TITLE VI GRANT FUNDS	\$16,857,027
BOND PROCEEDS (20%)	\$3,371,405
ADMINISTRATION (4%)	(\$674,281)
NET 03 SRF FUNDS	<u>\$19,554,151</u>

AVAILABLE FUNDS FFY2004:

FEDERAL TITLE VI GRANT FUNDS	\$16,867,224
BOND PROCEEDS (20%)	\$3,373,445
ADMINISTRATION (4%)	(\$674,688)
NET 04 SRF FUNDS	<u>\$19,565,981</u>

NET FY 97 - CURRENT SRF FUNDS	<u>\$591,104,528</u>
CURRENT REVOLV/SURPL FUND BAL	<u>\$189,258,237</u>
LEVERAGE FUND BALANCE	<u>\$0</u>

TOTAL PROJECT AMOUNT	KIA LOAN AMOUNT	DATE APPROVED
----------------------	-----------------	---------------

PROJECTS APPROVED IN SFY 1989:

1 PIKEVILLE, CITY OF (1)	\$3,047,285	\$3,199,217 (c)	05-03-89	(AMD. 11-19-90 & 9-16-91)
2 MANCHESTER, CITY OF	\$4,451,803	\$2,209,119 (c)	5-03-89	
3 JENKINS, CITY OF	\$2,724,307	\$1,654,780 (c)	5-03-89	
TOTALS	<u>\$10,223,395</u>	<u>\$7,063,116</u>		

4 MT. WASHINGTON, CITY OF	\$1,957,322	\$908,187 (c)	8-07-89	
5 MAYFIELD, CITY OF	\$4,067,194	\$3,425,343 (c)	8-07-89	(AMD. 8-16-90)
6 DANVILLE, CITY OF	\$634,900	\$418,055 (c)	8-07-89; 7/07/04	Assumed from Perryville
7 JACKSON, CITY OF (1)	\$3,241,350	\$1,606,068 (c)	9-27-89	(AMD. 11-12-92)
8 SOUTH SHORE, CITY OF	\$2,982,085	\$2,031,315 (c)	12-13-89	(AMD. 6-20-91)
TOTALS	<u>\$12,882,851</u>	<u>\$8,388,968</u>		

PROJECTS APPROVED IN SFY 1991:

9 LEWISBURG, CITY OF	\$751,974	\$667,388 (c)	8-16-90	
10 PROVIDENCE, CITY OF (1)	\$3,803,625	\$2,828,680 (c)	8-16-90	
11 PROVIDENCE, CITY OF (2)	\$820,069	\$820,069 (c)	8-16-90	
12 CAMPTON, CITY OF	\$669,615	\$367,641 (c)	8-16-90	(AMD. 11-19-90)
13 BOWLING GREEN, CITY OF (1)	\$9,459,163	\$6,570,011 (c)	11-19-90	
14 BOWLING GREEN, CITY OF (2)	\$2,616,756	\$2,616,756 (c)	11-19-90	
15 ELIZABETHTOWN, CITY OF	\$9,851,000	\$9,226,158 (c)	1-31-91	
16 PINEVILLE, CITY OF (1)	\$3,169,900	\$2,293,544 (c)	3-28-91	(AMD. 11-12-92 & 12-1-93)
17 BUTLER, CITY OF	\$373,850	\$187,950 (c)	3-28-91	
18 LONDON, CITY OF	\$7,148,495	\$6,305,753 (c)	6-20-91	
TOTALS	<u>\$38,664,447</u>	<u>\$31,883,950</u>		

PROJECTS APPROVED IN SFY 1992:

19 BOYD COUNTY FISCAL COURT	\$3,789,000	\$2,237,342 (c)	7-24-91	
20 WILLIAMSBURG, CITY OF	\$1,024,110	\$931,344 (c)	9-16-91	
21 GREENUP, CITY OF	\$453,800	\$442,739 (c)	9-16-91	(AMD. 1-23-93)
22 GEORGETOWN, CITY OF	\$6,009,300	\$6,119,705 (c)	9-16-91	
23 STANFORD, CITY OF	\$1,177,312	\$685,289 (c)	9-16-91	
24 HICKMAN, CITY OF	\$2,641,171	\$1,779,494 (c)	9-18-91	(AMD. 11-12-92)
25 BRANDENBURG, CITY OF	\$2,091,294	\$1,802,290 (c)	11-01-91	(AMD. 5-13-92)
26 MIDDLESBORO, CITY OF	\$832,085	\$175,785 (c)	11-01-91	
27 CAMPBELL/KENTON S.D. (MELBOURNE)	\$1,196,365	\$773,156 (c)	11-01-91	(AMD. 9-10-92)
28 MURRAY, CITY OF	\$5,121,690	\$5,161,272 (c)	11-01-91	
29 CUMBERLAND, CITY OF	\$1,366,700	\$680,417 (c)	12-04-91	
30 WHEELWRIGHT, CITY OF	\$971,000	\$361,675 (c)	12-04-91	
31 EMINENCE, CITY OF	\$4,071,300	\$1,328,600 (c)	2-25-92	(REAP. 2-16-94)
32 PADUCAH-MCCRACKEN JOINT SEWER AGENCY	\$1,889,950	\$1,495,501 (c)	5-13-92	(ASSUMED FROM REIDLAND)
33 FLEMINGSBURG, CITY OF	\$1,128,194	\$1,142,183 (c)	5-13-92	
34 WEBSTER COUNTY FISCAL COURT	\$3,211,937	\$2,378,237 (c)	5-13-92	(REAP. 9-27-94)
TOTALS	<u>\$36,975,208</u>	<u>\$27,495,029</u>		

	TOTAL PROJECT AMOUNT	KIA LOAN AMOUNT	DATE APPROVED	
PROJECTS APPROVED IN SFY 1993:				
35 FRANKLIN, CITY OF (1)	\$497,979	\$497,979 (c)	9-10-92	AMD.
36 CORINTH, CITY OF	\$1,089,866	\$200,766 (c)	11-12-92	
37 PLEASUREVILLE, CITY OF	\$2,976,200	\$785,200 (c)	11-12-92	(AMD. 3-31-95)
38 HOPKINSVILLE, CITY OF (1)	\$9,845,968	\$9,693,741 (c)	12-17-92	(AMD. 9-1-94)
39 MARTIN, CITY OF	\$2,295,847	\$579,212 (c)	12-17-92	
40 OLIVE HILL, CITY OF	\$3,245,120	\$2,426,003 (c)	01-29-93	(AMD 10/6/05)
41 NICHOLASVILLE PUBLIC UTILITIES	\$16,340,413	\$15,740,449 (c)	05-05-93	(REAP. 3-31-95)(AMD.12-18-98)
TOTALS	\$36,291,393	\$29,923,350		
PROJECTS APPROVED IN SFY 1994:				
42 PINEVILLE, CITY OF (2)	\$940,000	\$418,542 (c)	07-07-93	(REAP. 3-31-95)
43 IRVINE, CITY OF	\$2,883,563	\$1,658,248 (c)	08-31-93	(REAP. 3-31-95 & AMD. 8-29-96)
44 BENHAM, CITY OF	\$1,916,066	\$853,191 (c)	08-31-93	(REAP. 3-31-95)
45 PRINCETON, CITY OF (Part 1)	\$3,722,362	\$2,365,520 (c)	12-01-93	(REAP. 5-30-95)
46 PRINCETON, CITY OF (Part 2)	\$1,045,618	\$597,712 (c)	12-01-93	(REAP. 5-30-95)
47 HOPKINSVILLE, CITY OF	\$885,720	\$646,748 (c)	02-16-94; 4-7-11	(REAP. 8-30-95) Assumed from Crofton (AMD.5-30-95)(AMD.7-13-98)
48 LEDBETTER SANITATION DISTRICT #1	\$4,767,980	\$3,624,359 (c)	05-11-94	
49 HAZARD, CITY OF	\$7,746,540	\$6,511,067 (c)	05-11-94	
50 SHELBY COUNTY SANITATION DISTRICT #1	\$2,100,000	\$1,402,737 (c)	05-11-94	(Assumed from Shelby Co SD #1)
51 LAGRANGE, CITY OF	\$898,515	\$832,777 (c)	06-29-94	(AMD. 7-17-95)
52 MADISONVILLE, CITY OF	\$15,713,000	\$15,552,994 (c)	06-29-94	
53 DAWSON SPRINGS, CITY OF	\$846,480	\$816,170 (c)	06-29-94	
54 CATLETTSBURG, CITY OF	\$5,678,656	\$3,200,000 (s)	06-29-94	(REAP. 12-5-95)(AMD.12-4-96)
TOTALS	\$49,144,500	\$38,480,065		
PROJECTS APPROVED IN SFY 1995:				
55 HOPKINSVILLE, CITY OF	\$401,000	\$240,264 (c)	08-30-94; 4-7-11	Assumed from Pembroke
56 MT. STERLING, CITY OF	\$1,110,540	\$1,055,969 (c)	08-30-94	
57 WEST LIBERTY, CITY OF	\$737,972	\$329,764 (c)	08-30-94	(AMD. 2-26-96)
58 MT. VERNON, CITY OF	\$998,650	\$652,162 (c)	08-30-94	(REAP. 2-26-96) (REAP.3-6-97)
59 WORTHINGTON, CITY OF	\$790,000	\$388,332 (c)	08-30-94	
60 SOMERSET, CITY OF	\$2,759,200	\$2,631,067 (c)	08-30-94	
61 PERRY COUNTY S.D. #1	\$845,790	\$601,673 (c)	08-30-94	(AMD. 6/1/97)
62 BOYD COUNTY (PHASE II)	\$6,990,000	\$6,270,000 (s)	09-27-94	(AMD. 2-2-95)(AMD 12-10-99)
63 FRANKLIN, CITY OF (2)	\$2,600,080	\$2,572,240 (c)	09-27-94	
64 BRODHEAD, CITY OF	\$899,411	\$502,650 (c)	11-29-94	
65 NEWPORT, CITY OF	\$1,759,645	\$1,596,327 (c)	11-29-94	(AMD. 8-29-96)
66 PIKEVILLE, CITY OF (2)	\$3,466,413	\$2,134,015 (c)	11-29-94	(AMD. 8-30-95) (AMD.6-19-97)(ASSUMED FROM REIDLAND)
67 PADUCAH-MCCRACKEN JOINT SEWER AGENCY	\$3,798,069	\$3,516,117 (c)	11-29-94	
68 HOPKINSVILLE, CITY OF (2)	\$3,715,533	\$3,191,098 (c)	02-02-95	
69 JENKINS, CITY OF (2)	\$719,755	\$719,755 (c)	02-02-95	
70 RUSSELL, CITY OF	\$244,730	\$71,666 (c)	02-02-95	
71 LEBANON, CITY OF	\$6,491,336	\$5,805,838 (c)	03-31-95	
72 REGIONAL WATER RESOURCE AGENCY (O'BORO)	\$11,885,276	\$7,160,493 (c)	03-31-95	
73 MOREHEAD, CITY OF (RCSD)	\$3,347,424	\$3,130,152 (c)	03-31-95	(Assumed from RCSD)
74 GREENUP CO. ENVIRONMENTAL COMMISSION	\$3,798,920	\$3,370,168 (c)	5-30-95	(AMD. 3/16/99)
75 BOYD / GREENUP SANITATION DISTRICT #1	\$391,116	\$371,573 (c)	5-30-95	
76 PIKEVILLE, CITY OF	\$1,953,260	\$462,584 (c)	5-30-95; 3/2/06	Assumed from Mtn WD
TOTALS	\$59,704,120	\$46,773,907		
PROJECTS APPROVED IN SFY 1996:				
NONE	\$0	\$0		
TOTALS	\$0	\$0		
PROJECTS APPROVED IN SFY 1997:				
77 HARLAN, CITY OF	\$6,053,575	\$2,546,299 (c)	7-18-96	(REAP. 4-27-98)
78 HAWESVILLE, CITY OF	\$871,000	\$435,000 (c)	7-18-96	
79 EMINENCE, CITY OF	\$1,381,339	\$945,408 (c)	7-18-96	
80 SCOTTSVILLE, CITY OF	\$4,608,815	\$3,959,472 (c)	7-18-96	
81 ELKHORN CITY, CITY OF	\$926,726	\$926,726 (c)	7-18-96	(AMD 4-1-98)
82 GRAYSON, CITY OF	\$3,635,970	\$3,424,567 (s)	7-18-96	(AMD. 9-1-98)
83 MOREHEAD, CITY OF	\$2,357,176	\$781,381 (c)	7-18-96	
84 JACKSON, CITY OF	\$719,287	\$681,983 (c)	8-29-96	
85 LAWRENCE, COUNTY OF	\$1,566,000	\$868,219 (c)	3-6-97	(AMD 11/1/01)
86 GREENUP CO. ENVIRONMENTAL COMMISSION	\$2,368,793	\$2,331,195 (c)	3-6-97	
87 HARDIN CO WATER DISTRICT 1	\$4,846,450	\$4,809,652 (c)	6-19-97; 3/6/08	Assumed from Radcliff
88 WARREN COUNTY WATER DISTRICT (1)	\$1,082,400	\$980,781 (c)	6-19-97	
TOTALS	\$30,417,531	\$22,690,683		

	TOTAL PROJECT AMOUNT	KIA LOAN AMOUNT	DATE APPROVED	
PROJECTS APPROVED IN SFY 1998:				
89 CRESTWOOD, CITY OF	\$351,516	\$351,516 (c)	8-14-97; 3/2/06	(A1) Assump. fell through
90 PARIS, CITY OF	\$723,734	\$402,667 (c)	11-10-97	(A1)
91 LEWISPORT, CITY OF	\$2,279,000	\$1,074,308 (c)	11-10-97	
92 MAYSVILLE, CITY OF	\$12,538,828	\$11,722,252 (c)	2-26-98	
93 WARREN COUNTY WATER DISTRICT (2)	\$265,000	\$253,057 (c)	2-26-98	
94 PRESTONSBURG, CITY OF	\$4,392,500	\$919,183 (s)	2-26-98	
95 CRESTWOOD, CITY OF	\$10,358,404	\$6,146,750 (+)	4-27-98; 3/2/06	Assump. fell through
TOTALS	\$30,908,982	\$20,869,733		
PROJECTS APPROVED IN SFY 1999:				
96 PARIS, CITY OF	\$7,528,385	\$5,943,287 (c)	9-1-98	
97 MIDWAY, CITY OF	\$282,250	\$141,125 (c)	10-13-98	(A1)
98 MAYFIELD, CITY OF	\$1,401,962	\$1,160,472 (c)	10-13-98	
99 GREENUP JOINT SEWER AGENCY	\$125,900	\$103,950 (c)	12/18/98; 6/26/14	(A1) Assumed from Wurtland
100 DANVILLE, CITY OF	\$7,712,132	\$7,615,106 (c)	12-18-98	(AMD 01/8/04)
101 LEWIS COUNTY SANITATION DIST NO. 1	\$2,924,800	\$620,001 (c)	04-27-99	AMD 10/7/99
TOTALS	\$19,975,429	\$15,583,941		
PROJECTS APPROVED IN SFY 2000:				
102 MOREHEAD, CITY OF	\$1,100,372	\$279,000 (c)	09-01-99	
103 HOPKINSVILLE, CITY OF	\$889,478	\$834,891 (c)	09-01-99	AMD 6/8/00
104 RWRA-OWENSBORO	\$26,264,248	\$25,963,257 (c)	12/10/99	AMD 6/2/05
105 SOUTH SHORE, CITY OF	\$502,790	\$188,849 (c)	12/10/99	
106 MOREHEAD, CITY OF	\$592,695	\$257,300 (c)	4/4/00	
107 MIDWAY, CITY OF	\$4,337,596	\$702,589 (c)	6/6/2000	
TOTALS	\$33,687,179	\$28,225,886		
PROJECTS APPROVED IN SFY 2001:				
108 PIKEVILLE, CITY OF	\$1,205,484	\$1,116,574 (c)	07/18/2000; 5/16/01	
109 GREENUP JOINT SEWER AGENCY	\$1,717,540	\$1,561,400 (c)	9/6/01; 3/2/06	Assumed from Mtn WD
110 LEITCHFIELD, CITY OF	\$6,146,196	\$5,355,560 (c)	7/18/00; 6/26/14	Assumed from Wurtland
111 CLOVERPORT, CITY OF	\$57,500	\$57,500 (c)	8/29/00	
112 WHITE PLAINS, CITY OF	\$2,250,400	\$669,700 (c)	11/22/00	(A1)
113 MANCHESTER, CITY OF	\$5,060,376	\$1,053,589 (c)	12/21/00	
114 ARLINGTON, CITY OF	\$677,333	\$167,567 (c)	1/25/01	
TOTALS	\$17,114,829	\$9,981,890		
PROJECTS APPROVED IN SFY2002:				
115 CARROLLTON, CITY OF	\$6,997,101	\$2,518,301 (c)	8/9/01	AMD 9/6/01
116 MT. STERLING WAT & SEW COMMISSION	\$13,908,185	\$11,936,783 (c)	2/7/02	
117 SHEPHERDSVILLE, CITY OF	\$9,976,728	\$7,581,466 (c)	2/7/02	
118 MARION, CITY OF	\$312,715	\$312,715 (c)	3/7/02	(A1) AMD 1/9/03
119 GREENVILLE, CITY OF	\$2,242,571	\$2,223,347 (c)	3/7/02	
120 LEBANON JUNCTION, CITY OF	\$2,898,419	\$1,813,385 (c)	4/4/02	AMD 7/1/05
121 HARRODSBURG, CITY OF	\$4,418,916	\$3,314,760 (c)	5/2/02	
122 GREENUP JOINT SEWER AGENCY	\$1,782,900	\$1,782,872 (c)	6/6/02; 6/26/14	Assumed from Wurtland
TOTALS	\$42,537,535	\$31,483,629		
PROJECTS APPROVED IN SFY 2003				
123 SALYERSVILLE, CITY OF	\$7,662,832	\$2,035,486 (c)	8/15/02	AMD 9/19/03
124 LONDON, CITY OF	\$15,262,069	\$9,864,503 (c)	10/3/02	
125 Paducah McCracken Joint Sewer Agency	\$1,497,900	\$1,382,413 (c)	2/6/03	
126 Boyd & Greenup Co Sanitation Dist #1	\$849,503	\$694,844 (c)	5/1/03	
TOTALS	\$25,272,304	\$13,977,246		
PROJECTS APPROVED IN SFY 2004				
127 HOPKINSVILLE, CITY OF	\$4,979,920	\$4,682,517 (c)	8/7/03	
128 MOUNTAIN WATER DISTRICT	\$729,158	\$184,695 (c)	9/4/03	
129 BENTON, CITY OF	\$1,823,194	\$293,902 (c)	12/4/03; 10/7/04	
130 PADUCAH-MCCRACKEN JSA	\$1,401,000	\$1,229,425 (c)	12/4/03	
131 MARION, CITY OF	\$1,775,704	\$515,296 (c)	3/4/04	
132 MOREHEAD, CITY OF	\$11,233,204	\$7,189,123 (c)	3/4/04; AMD 11/05	
133 PADUCAH-MCCRACKEN JSA	\$1,040,275	\$908,403 (c)	3/4/04	
134 JESSAMINE-SOUTH ELKHORN WAT DIST	\$298,200	\$196,861 (c)	4/1/04	(A1)
135 BERA, CITY OF	\$9,011,045	\$5,000,000 (c)	4/1/04; 1/6/05	
136 HOPKINSVILLE WATER ENV AUTH	\$2,469,924	\$2,469,924 (c)	05/06/04; 3/2/06	
137 SOUTHERN WAT & SEW DIST	\$3,750,000	\$68,037 (c)	05/06/04	
TOTALS	\$38,511,624	\$22,738,183		

	TOTAL PROJECT AMOUNT	KIA LOAN AMOUNT	DATE APPROVED
PROJECTS APPROVED IN SFY 2005			
138 LAWRENCEBURG, CITY OF	\$8,319,703	\$7,889,974 (c)	7/1/04
139 LORETTO, CITY OF	\$5,563,468	\$2,245,865 (c)	7/1/04; 9/14/05
140 SANITATION DISTRICT #1	\$39,028,077	\$32,401,491 (c)	8/5/04; 10/1/06
141 HODGENVILLE, CITY OF	\$2,639,104	\$968,539 (c)	10/7/04
142 CARROLLTON, CITY OF	\$10,870,148	\$4,288,600 (c)	5/5/05
143 WINCHESTER MUNICIPAL UTILITIES	\$23,212,000	\$21,000,000 (c)	6/23/05
TOTALS	\$89,632,500	\$68,794,469	
PROJECTS APPROVED IN SFY 2006			
144 ALEXANDRIA, CITY OF	\$2,535,785	\$426,220 (c)	7/7/05
145 PAINTSVILLE, CITY OF	\$954,415	\$429,715 (c)	10/6/05
146 CYNTHIANA, CITY OF	\$10,902,650	\$5,671,622 (c)	12/1/05
147 WESTERN MASON SD	\$4,644,000	\$802,000 (c)	12/1/05
148 LEDBETTER WATER DISTRICT	\$3,326,078	\$2,326,078 (c)	3/2/06
149 RICHMOND, CITY OF	\$2,152,200	\$2,152,200 (c)	6/1/06 (A1)
TOTALS	\$24,515,128	\$11,807,835	
PROJECTS APPROVED IN SFY 2007			
150 REGIONAL WAT RES AGENCY	\$9,405,000	\$7,196,879 (c)	7/13/06
151 N MADISON CO SD	\$1,925,000	\$307,952 (c)	8/3/06
152 BOYD CO SANITATION DIST #2	\$1,918,000	\$666,811 (c)	10/5/06
153 N MADISON CO SD	\$12,736,123	\$8,104,622 (c)	10/5/06; 12/7/06
154 OHIO CO REG WASTEWATER DIST	\$15,940,000	\$6,607,612 (c)	11/2/06
155 CITY OF NICHOLASVILLE	\$12,459,352	\$12,053,913 (c)	12/7/06; 4/1/09
156 CITY OF BOWLING GREEN	\$5,155,190	\$5,130,100 (c)	12/7/06
157 CITY OF BEAVER DAM	\$1,311,900	\$597,921 (c)	6/21/07
158 CITY OF FALMOUTH	\$5,619,316	\$2,812,236 (c)	6/21/07
TOTAL	\$66,469,881	\$43,478,046	
PROJECTS APPROVED IN SFY 2008			
159 CITY OF BARLOW	\$169,500	\$168,954 (c)	9/6/07 (A1)
160 CITY OF WHITESBURG	\$7,474,000	\$1,040,900 (c)	9/6/07
161 CITY OF OWENSBORO	\$25,562,531.87	\$23,931,476 (c)	10/4/07; 6/26/14
162 CITY OF ALEXANDRIA	\$316,441	\$186,073 (c)	11/1/07
163 CITY OF MURRAY	\$1,469,778	\$1,227,741 (c)	11/1/07
164 CITY OF RICHMOND	\$57,843,022	\$54,690,822	11/1/07
165 REGIONAL WATER RESOURCE AGENCY	\$1,709,375	\$1,425,488 (c)	11/1/07
166 Paducah McCracken JSA	\$4,146,560	\$1,600,000 (c)	2/7/08
167 Bowling Green, City of	\$54,235,960	\$53,881,569 (c)	4/3/08; 11/12/09; 8/4/11
168 Sanitation District #1	\$83,147,554	\$69,403,566 (c)	4/3/08; 6/4/09
169 Elizabethtown, City of	\$14,580,483	\$14,580,483 (c)	4/3/08
170 Nicholasville, City of	\$6,043,903	\$6,043,903 (c)	4/3/08
171 Somerset, City of	\$14,897,000	\$8,138,274 (c)	4/3/08
172 Williamstown, City of	\$18,748,000	\$15,214,408 (c)	6/2/08
TOTAL	\$290,344,107	\$251,533,656	
PROJECTS APPROVED IN SFY 2009			
173 Hopkinsville, City of	\$4,916,100	\$0	9/4/08; withdrawn 5/11/10
174 Lexington-Fayette Urban County Govt	\$18,354,000	\$14,045,119 (c)	1/8/09
175 Paducah McCracken JSA	\$14,323,800	\$6,100,150 (c)	4/9/09
176 Mt Washington, City of	\$15,000,000	\$9,061,772 (c)	5/7/09; 9/1/10
177 Sanitation District #1	\$5,802,300	\$4,920,300 (c)	6/4/09; 6/30/11
178 Sanitation District #1	\$7,062,000	\$5,459,988 (c)	6/4/09
179 Sanitation District #1	\$20,108,000	\$12,735,256 (c)	6/4/09
180 Sanitation District #1	\$6,968,000	\$4,726,828 (c)	6/4/09
181 Sanitation District #1	\$3,287,000	\$2,149,345 (c)	6/4/09
182 Sanitation District #1	\$12,065,000	\$8,069,123 (c)	6/4/09
TOTAL	\$107,886,200	\$67,267,880	

		TOTAL PROJECT AMOUNT	KIA LOAN AMOUNT	DATE APPROVED	
PROJECTS APPROVED IN SFY 2010					
183	Kentucky Horse Park	\$1,950,000	\$717,039.80 (c)	8/6/09	
184	Maysville, City of	\$10,985,868	\$10,985,868 (c)	9/3/09	
185	Prestonsburg, City of	\$272,000	\$272,000 (c)	10/1/09; 2/4/10	
186	Prestonsburg, City of	\$786,000	\$786,000 (c)	10/1/09; 2/4/10	
187	Louisville & Jefferson Co. Metro. Sewer Dist.	\$4,847,095	\$0	10/1/09	withdrawn 10/12/10
188	Hopkinsville, City of	\$7,500,000	\$7,488,282 (c)	11/12/09	
189	Hardinsburg, City of	\$550,000	\$549,594 (c)	11/12/09	
190	Princeton, City of	\$2,475,000	\$683,354 (c)	12/3/09; 2/4/10	
191	Ashland, City of	\$7,720,231	\$6,644,995 (c)	1/7/10; 2/3/11	
192	Winchester, City of	\$37,000,000	\$36,600,000 (c)	2/4/10	
193	Prestonsburg, City of	\$4,530,405	\$1,860,405 (c)	2/4/10	
194	Oldham Co Env Auth	SX21185017 \$2,846,174	\$2,843,153 (c)	5/6/10; 7/7/11; 6/7/12	
195	Oldham Co Env Auth -	SX21185029 \$1,477,000	\$1,000,000 (c)	5/6/10; 1/5/12	
		SX21185050;			
196	Oldham Co Env Auth	SX21185036 \$2,601,420	\$2,538,415 (c)	5/6/10; 1/5/12; 6/7/12	
197	Lexington Fayette Urban County Government	\$9,030,983	\$9,030,983 (c)	6/3/10; 10/14/10	
198	Lexington Fayette Urban County Government	\$7,028,375	\$0	6/3/10; 10/14/10	withdrawn 1/31/12
	Total	\$101,600,551	\$82,000,089		
PROJECTS APPROVED IN SFY 2011					
199	Oldham Env Auth	SX21185028 \$500,000	\$121,419 (c)	7/1/10; 1/5/12	
200	Sanitation District #1	SX21117126 \$19,935,700	\$15,989,714 (c)	7/1/10	
201	Bardstown, City of	SX21179019 \$1,800,000	\$1,800,000 (c)	12/9/10; 6/10/11	
202	LaCenter, City of	SX21007015 \$895,000	\$895,000 (c)	12/9/10	
203	Livermore, City of	SX21049008 \$2,105,000	\$1,062,219 (c)	12/9/10	
204	Morehead, City of	SX21205034 \$3,000,000	\$3,000,000 (c)	12/9/10	
205	Regional Water Resource Agency	\$6,331,887	\$6,037,387 (c)	12/9/10; 3/1/12; 8/1/13	
206	Campton, City of	\$3,217,200	\$1,400,000 (c)	2/3/11	
207	Hardinsburg, City of	\$400,000	\$394,849 (c)	2/3/11	
208	Louisa, City of	\$2,058,580	\$1,399,237 (c)	2/3/11	
209	Flemingsburg, City of	\$10,380,670	\$10,380,670 (c)	3/3/11; 12/6/12	
210	Louisville-Jefferson Co MSD	\$3,400,000	\$0	3/3/11	withdrawn 2/3/12
211	Vanceburg, City of	\$3,400,000	\$2,000,000 (c)	3/3/11	
212	Williamsburg, City of	\$1,035,517	\$955,960 (c)	3/3/11	
213	Hopkinsville, City of	\$500,000	\$483,710 (c)	4/7/11	
214	Hopkinsville, City of	\$26,641,000	\$26,641,000	4/7/11	
215	Hopkinsville, City of	\$8,010,000	\$7,090,224 (c)	4/7/11; 5/9/12	The 5/9/12 increase was rescinded
216	Pineville, City of	\$265,668	\$265,668 (c)	5/5/11	
217	Sanitation District #1	\$17,225,660	\$14,188,155	5/5/11	
218	Sanitation District #1	\$19,000,000	\$15,187,500	5/5/11	
219	Sanitation District #1	\$9,572,000	\$7,778,000	5/5/11	
220	West Liberty, City of	\$3,937,950	\$2,107,258 (c)	5/5/11; revised for ARRA fdg	
	Total	\$143,611,832	\$119,177,970		
PROJECTS APPROVED IN SFY 2012					
221	Oldham Co Env Authority	SX21185037 \$670,588	\$670,588 (c)	7/7/11; 6/7/12	
222	Southern Water & Sewer	\$3,750,087	\$1,094,143 (c)	8/4/11; 4/12/12	
223	Hodgenville, City of	\$1,635,000	\$1,635,000 (c)	11/10/11	
224	Burkesville, City of	\$1,000,000	\$1,000,000 (c)	11/10/11	
225	Bloomfield, City of	\$0	\$0	11/10/11	Request for funds withdrawn
226	Harrodsburg, City of	\$418,500	\$418,500 (c)	12/8/11	
227	Grant Co Sanitary SD	\$1,276,449	\$941,718 (c)	1/5/12; 10/3/13	
228	Barbourville, City of	SX21121139 \$6,391,817	\$6,391,817 (c)	2/2/12; 11/1/12	
229	Sanitation District #1 of Northern Ky	\$1,001,717	\$851,857 (c)	2/2/12	
230	Sanitation District #1 of Northern Ky	\$0	\$0	2/2/12	Request for funds withdrawn
231	Winchester, City of	\$1,010,000	\$537,235 (c)	2/2/12	
232	Harrodsburg, City of	\$1,157,000	\$706,000 (c)	2/2/12	
233	Jamestown, City of	\$2,476,218	\$2,476,218 (c)	2/2/12	
234	Paducah McCracken County JSA	\$8,400,000	\$8,000,000	2/2/12	
235	Ashland, City of	\$0	\$0	3/1/12	Request for funds withdrawn
236	Murray, City of	SX21035001 \$61,515,000	\$61,515,000	3/1/12; 6/4/15	
237	Grant Co Sanitary SD	\$0	\$0	3/1/12	Request for funds withdrawn
238	Lexington-Fayette Urban Co Govt	\$2,530,000	\$1,594,026 (c)	3/1/12	
239	Regional Water Resource Agency	\$619,070	\$354,892 (c)	3/1/12	
240	Regional Water Resource Agency	SX21059042 \$2,336,875	\$2,336,875 (c)	3/1/12; 7/2/15	
241	Flemingsburg, City of	\$2,000,000	\$459,530 (c)	4/12/12	
242	Jackson, City of	\$1,200,000	\$700,000 (c)	4/12/12	
243	Russell Springs, City of	\$719,000	\$719,000 (c)	4/12/12	
244	South Shore, City of	\$4,006,000	\$2,489,452 (c)	4/12/12	
245	Worthington, City of	\$381,174	\$381,174 (c)	4/12/12	
246	Flatwoods, City of	SX21089082 \$445,000	\$440,000 (c)	5/3/12; 10/25/13	
247	Grayson, City of	SX21043032 \$785,000	\$785,000 (c)	5/3/12	
248	Oak Grove, City of	SX21047025 \$0	\$0	5/3/12	Request for funds withdrawn
249	Russell, City of	SX21089091 \$0	\$0	5/3/12	Commitment Expired 9/2013
250	Earlington, City of	SX21107017 \$1,575,000	\$825,000	6/7/12	
251	Lawrenceburg, City of	SX21005007 \$1,157,623.47	\$1,157,623.47 (c)	6/7/12	
252	Perry County Sanitation District	SX21193100 \$3,060,000	\$1,675,000 (c)	6/7/12; 2/6/14	
	Total	\$111,517,118	\$100,155,648		

			TOTAL PROJECT AMOUNT	KIA LOAN AMOUNT	DATE APPROVED	
PROJECTS APPROVED IN SFY 2013						
253	Jenkins, City of	SX21133013	\$1,500,000	\$495,511 (c)	8/2/12	
254	Frankfort, City of	SX21073058	\$9,500,000	\$8,000,000 (c)	2/7/13	
255	Regional Water Resource Agency	SX21059031	\$775,718	\$905,565	2/7/13	
		SX21067045				
256	Lexington-Fayette Urban Co Govt	SX21067047	\$5,232,640	\$4,657,640 (c)	3/7/13	
		SX21067038				
		SX21067043				
257	Lexington-Fayette Urban Co Govt	SX21067044	\$13,674,302	\$13,674,302	3/7/13	
		SX21067037				
		SX21067039				
		SX21067040				
258	Lexington-Fayette Urban Co Govt	SX21067043	\$9,998,618	\$9,998,618 (c)	3/7/13	
259	Lexington-Fayette Urban Co Govt	SX21067041	\$31,801,000	\$31,801,000	3/7/13; 6/26/14	
260	Lexington-Fayette Urban Co Govt	SX21067006	\$8,364,306	\$5,264,306 (c)	3/7/13	
261	Pineville, City of	SX21013151	\$2,233,485	\$533,485	4/4/13; 8/4/16	
262	Regional Water Resource Agency	SX21059014	\$1,538,750	\$1,538,750	5/2/13	
263	Oldham Co Env Auth	SX21185052	\$6,650,000	\$6,500,000 (c)	5/2/13	
		SX21137001				
264	Lincoln County Sanitation District	SX21137017	\$7,924,293	\$4,365,793	6/19/13; 11/5/15	
Total			\$99,193,113	\$87,734,970		
PROJECTS APPROVED IN SFY 2014						
265	Frankfort, City of	SX21073059	\$4,905,000	\$4,905,000	10/3/13	
266	London, City of	SX21125001	\$4,391,702	\$4,371,452	10/3/13; 9/4/14	
267	Regional Water Resource Agency	SX21059044	\$353,918	\$353,918 (c)	3/6/14	
268	City of Vanceburg	SX21135009	\$665,000	\$665,000 (c)	4/3/14	
269	Lexington-Fayette Urban Co Govt	SX21067049	\$19,837,063	\$19,837,063	6/26/14	
Total			\$30,152,683	\$30,132,433		
PROJECTS APPROVED IN SFY 2015						
270	Catlettsburg, City of	SX21019075	\$3,805,000	\$2,955,000	9/4/14; 5/4/17	
271	Augusta Regional Sewer Auth, Inc.	SX21023010	\$700,000	\$600,000	9/4/14	(A1)
272	Owensboro, City of	SX21059047	\$3,770,838	\$3,770,838 (c)	10/2/14; 7/2/15	
273	Morganfield, City of	SX21225024	\$4,067,200	\$3,067,200	11/6/14; 8/4/16	
274	Lexington-Fayette Urban Co Govt	SX21067048	\$71,303,742	\$36,000,000	12/4/14	
275	Frankfort, City of	SX21073038	\$3,881,000	\$3,731,000	12/4/14	
276	Harrodsburg, City of	SX21167014	\$1,420,000	\$1,420,000 (c)	12/4/14	
277	Hardinsburg, City of	SX21027021	\$1,279,500	\$1,279,500	2/5/15	
278	West Point, City of	SX21093024	\$507,500	\$250,000	2/5/15	
279	Barbourville, City of	SX21121133	\$1,856,109	\$1,856,109	4/2/15	
280	Harrodsburg, City of	SX21167003	\$21,400,000	\$10,000,000	4/2/15	
281	Harrodsburg, City of	SX21167013	\$810,000	\$810,000	4/2/15	
282	Mountain Water District	SX21195699	\$4,070,000	\$3,472,921	4/2/15; 10/27/16	
283	Nicholasville, City of	SX21113027	\$340,980	\$340,980	4/2/15	
284	Sanitation District #1	SX21117001	\$0	\$0	4/2/15	Request for funds withdrawn
285	Sanitation District #1	SX21117006	\$2,383,820	\$2,143,820 (c)	4/2/15	
286	Corbin, City of	SX21235117	\$9,691,600	\$8,684,115	5/7/15	
287	Frankfort, City of	SX21073063	\$0	\$0	5/7/15	Request for funds withdrawn
288	Frankfort, City of	SX21073066	\$1,570,000	\$1,570,000	5/7/15	
289	Frankfort, City of	SX21073067	\$2,950,000	\$1,500,000	5/7/15	
290	Frankfort, City of	SX21073062	\$1,630,000	\$1,320,000	5/7/15	
291	Glasgow, City of	SX21009018	\$5,500,000	\$3,500,000 (c)	5/7/15	
292	Liberty, City of	SX21045002	\$5,660,000	\$4,660,000	5/7/15; 12/1/16	
293	Regional Water Resource Agency	SX21059033	\$7,282,500	\$7,282,500	6/4/15	
294	Regional Water Resource Agency	SX21059045	\$1,425,000	\$1,425,000	6/4/15	
295	Regional Water Resource Agency	SX21059048	\$3,566,001	\$3,566,001	6/4/15; 2/2/17	
296	Fulton, City of	SX21075003	\$1,139,000	\$1,139,000 (c)	6/4/15	
297	Owingsville, City of	SX21011022	\$0	\$0	6/4/15	Request for funds withdrawn
Total			\$162,009,790	\$106,343,984		

		TOTAL PROJECT AMOUNT	KIA LOAN AMOUNT	DATE APPROVED	
PROJECTS APPROVED IN SFY 2016					
298 Eddyville, City of	SX21143007	\$1,484,500	\$1,400,000	7/2/15	
299 Brodhead, City of	SX21203316	\$1,275,000	\$1,275,000	8/6/15	
300 Hazard, City of	SX21193003	\$1,500,000	\$1,100,000	8/6/15; 8/4/16	
301 Harrison Co Sanitation District	SX21097015	\$2,567,885	\$1,567,885	9/3/15	
302 Elkhorn City, City of	SX21195018	\$3,429,811	\$597,939	9/3/15; 9/7/17	
303 Mercer County Sanitation District	SX21167021	\$848,000	\$423,500	11/5/15	
304 Prestonsburg, City of	SX21071210	\$2,033,200	\$2,033,200	11/5/15	
305 Prestonsburg, City of	SX21071231	\$2,163,000	\$2,163,000	11/5/15	
306 Prestonsburg, City of	SX21071235	\$1,952,900	\$1,952,900	11/5/15	
307 Harrodsburg, City of	SX21167022	\$1,569,300	\$1,566,370	12/3/15	
308 Morehead, City of	SX21205029	\$0	\$0	12/3/15	Request for funds withdrawn
309 Morehead, City of	SX21205036	\$1,800,000	\$1,800,000	12/3/15	
310 Southern Water & Sewer District	SX21071005	\$0	\$0	12/3/15	Request for funds withdrawn
311 Regional Water Resource Agency	SX21059027	\$415,000	\$415,000	2/4/16; 4/7/16	
312 Regional Water Resource Agency	SX21059039	\$0	\$0	2/4/16; 6/1/17	Changed to B loan B17-014
313 Regional Water Resource Agency	SX21059026	\$0	\$0	2/4/16; 6/1/17	Changed to B loan B17-015
314 Paducah McCracken County JSA	SX21145015	\$2,385,000	\$2,385,000	2/4/16	
315 Hopkinsville, City of	SX21047028	\$1,500,000	\$1,500,000	3/3/16	
316 Hawesville, City of	SX21091015	\$3,800,000	\$3,000,000	3/3/16	
317 New Haven, City of	SX21179017	\$591,000	\$251,000	3/3/16	
318 Prestonsburg, City of	SX21071007	\$600,000	\$600,000	3/3/16	
319 Elizabethtown, City of	SX21093028	\$11,005,500	\$11,005,500	3/3/16	
320 Salyersville, City of	SX21153003	\$615,230	\$615,230	4/7/16	
321 Hodgenville, City of	SX21123005	\$970,000	\$970,000	5/5/16	
322 Frankfort, City of	SX21073065	\$4,529,000	\$4,529,000	5/5/16	
323 Regional Water Resource Agency	SX21059052	\$200,000	\$200,000	5/5/16	
324 Butler, City of	SX21191007	\$987,243	\$987,243	6/2/16	
325 Marion, City of	SX21055006	\$587,200	\$587,200	6/2/16	
326 Farmdale Sanitation District	SX21073082	\$300,000	\$300,000	6/2/16	
	Total	\$49,108,769	\$43,224,967		
PROJECTS APPROVED IN SFY 2017					
327 Mountain Water District	SX21195696	\$0	\$0	8/4/16	Request for funds withdrawn
328 Mountain Water District	SX21195025	\$300,000	\$300,000	8/4/16	
329 Lexington-Fayette Urban Co Govt	SX21067050	\$2,355,600	\$2,355,600	9/1/16	
330 Lexington-Fayette Urban Co Govt	SX21067002	\$16,888,634	\$16,888,634	9/1/16	
331 Winchester, City of	SX21049028	\$1,472,980	\$1,404,000	10/27/16	
332 Maysville, City of	SX21161025	\$4,000,000	\$4,000,000	10/27/16	
333 Jackson, City of	SX21025008	\$1,173,000	\$593,000	10/27/16	
334 Daviess County Fiscal Court	SX21059049	\$2,169,634	\$1,169,634	12/1/16	
335 Louisa, City of	SX21127030	\$5,375,000	\$356,060	12/1/16	(A1)
336 Frankfort, City of	SX21073073	\$2,041,000	\$2,041,000	2/2/17	
337 Frankfort, City of	SX21073071	\$1,853,750	\$1,853,750	2/2/17	
338 Frankfort, City of	SX21073078	\$1,954,500	\$1,954,500	2/2/17	
339 Frankfort, City of	SX21073074	\$1,202,660	\$1,202,660	2/2/17	
340 Frankfort, City of	SX21073075	\$2,175,965	\$2,175,965	2/2/17	
341 Frankfort, City of	SX21073068	\$1,600,000	\$1,600,000	2/2/17	
342 Oldham Co Env Authority	SX21185053	\$6,675,000	\$6,300,000	2/2/17	
343 Williamsburg, City of	SX21235004	\$2,516,489	\$2,456,489	2/2/17	
344 Stanton, City of	SX21197006	\$2,565,000	\$1,095,462	3/2/17	
345 Benton, City of	SX21157020	\$1,780,000	\$1,780,000	5/4/17	
346 Lexington-Fayette Urban Co Govt	SX21067057	\$9,969,585	\$9,969,585	5/4/17	
347 Paducah McCracken JSA	SX21145023	\$9,100,000	\$9,100,000	6/1/17	
	Total	\$77,168,797	\$68,596,339		
GRAND TOTALS - COMMITMENTS		\$1,835,521,796	\$1,435,807,864		

bold, italics - pending board approval

(c) - Final amounts; Loan has been closed

(s) - Amount represented in the assistance agreement

(A1) - Planning and Design Loan

(+)-Const Amt; AA amnt represents Const + Plan & Design

**KENTUCKY INFRASTRUCTURE AUTHORITY
FEDERALLY ASSISTED WASTEWATER REVOLVING LOAN FUND ---- (FUND A2)
AMERICAN RECOVERY AND REINVESTMENT ACT OF 2009**

AVAILABLE FUNDS FFY 2009:

FEDERAL ARRA GRANT FUNDS	\$49,878,100
ADMINISTRATION (4%)	(\$1,995,124)
Transferred from Admin to Construction	\$910,506
NET ARRA FUNDS	\$48,793,482

	TOTAL PROJECT AMOUNT	KIA AMOUNT	FIRST USE FUNDS	DATE APPROVED
PROJECTS APPROVED IN SFY 2009:				
1 Sanitation District #1	\$395,000	\$395,000 (c)	\$395,000	6/4/09
2 Sanitation District #1	\$1,755,545	\$1,371,545 (c)	\$1,371,545	6/4/09; 1/7/10; 1/25/10
3 Sanitation District #1	\$1,578,539	\$1,474,916 (c)	\$1,474,916	6/4/09
4 Sanitation District #1	\$834,241	\$834,241 (c)	\$834,241	6/4/09
5 Lexington Fayette Urban Co Govt	\$2,620,000	\$2,620,000 (c)	\$2,620,000	6/25/09
6 Lexington Fayette Urban Co Govt	\$537,000	\$237,000 (c)	\$237,000	6/25/09
7 Louisa, City of	\$1,150,000	\$1,139,716 (c)	\$1,139,716	6/25/09
8 Pineville, City of	\$2,193,000	\$2,193,000 (c)	\$2,193,000	6/25/09; 1/7/10
9 Shepherdsville, City of	\$8,500,000	\$3,000,000 (c)	\$3,000,000	6/25/09
TOTALS	\$19,563,325	\$13,265,418	\$13,265,418	
PROJECTS APPROVED IN SFY 2010:				
10 Calvert City, City of	\$1,083,128	\$986,831 (c)	\$986,831	7/9/09; 1/7/10
11 Princeton, City of	\$2,475,000	\$1,103,744 (c)	\$1,103,744	7/9/09; 2/4/10
12 Northern Madison Co Sanitation District	\$510,000	\$510,000 (c)	\$510,000	8/6/09
13 Kentucky Horse Park	\$1,950,000	\$950,000 (c)	\$950,000	8/6/09
14 Sanitation District #4 of Boyd County	\$475,000	\$400,000 (c)	\$400,000	8/6/09
15 Ashland, City of	\$250,252	\$246,646 (c)	\$246,646	8/20/09; 1/25/10
16 Covington, City of	\$1,200,000	\$1,197,390 (c)	\$1,197,390	8/20/09
17 Bowling Green, City of	\$134,996	\$134,996 (c)	\$134,996	8/20/09
18 Frankfort, City of	\$962,035	\$800,000 (c)	\$800,000	8/20/09
19 Wilder, City of	\$215,889	\$114,302 (c)	\$114,302	9/3/09; 1/25/10
20 Richmond, City of	\$125,000	\$125,000 (c)	\$125,000	9/3/09
21 Maysville, City of	\$2,000,000	\$500,000 (c)	\$500,000	9/3/09
22 Prestonsburg, City of	\$4,530,405	\$2,670,000 (c)	\$2,670,000	10/1/09
23 Kentucky Department of Parks	\$500,000	\$500,000 (c)	\$500,000	10/1/09
24 Kentucky Department of Parks	\$358,008	\$355,867 (c)	\$355,867	10/1/09; 1/25/10
25 Kentucky Department of Parks	\$1,457,402	\$1,331,773 (c)	\$1,331,773	10/1/09; 1/25/10
26 Morehead, City of	\$801,203	\$801,203 (c)	\$801,203	10/1/09
27 Morehead, City of	\$1,293,013	\$1,293,013 (c)	\$1,293,013	10/1/09
28 Winchester, City of	\$693,000	\$600,000 (c)	\$600,000	10/1/09
29 Russellville, City of	\$952,300	\$799,967 (c)	\$799,967	10/1/09
30 Kuttawa, City of	\$530,000	\$300,000 (c)	\$300,000	10/1/09
31 Paintsville, City of	\$1,400,000	\$1,150,000 (c)	\$1,150,000	10/1/09
32 Louisville & Jefferson Co. Metro. Sewer Dist.	\$17,500,000	\$5,000,000 (c)	\$5,000,000	10/1/09
33 Falmouth, City of	\$611,898	\$611,898 (c)	\$611,898	10/1/09; 11/12/09
34 Calvert City, City of	\$850,000	\$816,069 (c)	\$816,069	10/1/09; 12/16/09
35 Sacramento, City of	\$750,000	\$749,991 (c)	\$749,991	10/1/09
36 Grant Co. Sanitary Sewer Dist.	\$2,114,713	\$433,176 (c)	\$433,176	10/1/09; 3/1/12
37 Mayfield, City of	\$975,000	\$975,000 (c)	\$975,000	10/1/09
38 Warsaw, City of	\$3,927,907	\$2,146,907 (c)	\$2,146,907	11/12/09; 2/4/10; 5/9/12
39 Madisonville, City of	\$3,800,000	\$3,800,000 (c)	\$3,800,000	11/12/09
40 Meade Co Riverport Authority	\$482,642	\$482,642 (c)	\$482,642	12/3/09; 1/25/10
41 Troublesome Creek Env Authority	\$3,425,000	\$1,500,000 (c)	\$1,500,000	12/3/09
42 Ohio Co Regional Waste Water District	\$465,303	\$465,303 (c)	\$465,303	12/3/09; 1/25/10; 2/17/11
43 Mountain Water District	\$750,000	\$749,903 (c)	\$749,903	12/3/09; 2/4/10
44 West Liberty, City of	\$3,937,950	\$926,445 (c)	\$926,445	5/5/11; revised from base fdg
TOTALS	\$63,487,044	\$35,528,064	\$35,528,064	
GRAND TOTALS - COMMITMENTS	\$83,050,369	\$48,793,482	\$48,793,482	
BALANCE AVAILABLE FOR LOAN			\$0	

bold, italics - pending board approval

(c) - Final amounts; Loan has been closed

(s) - Amount represented in the assistance agreement

**KENTUCKY INFRASTRUCTURE AUTHORITY
INFRASTRUCTURE REVOLVING LOAN FUND ----- (FUND B)**

TOTAL AUTHORIZATIONS FYS 1989-90:	\$20,000,000
TOTAL AUTHORIZATIONS FYS 1991-92:	\$14,000,000
TOTAL AUTHORIZATIONS FYS 1993-94:	\$15,000,000
TOTAL DEAUTHORIZATION FYS 1995-96:	(\$3,504,592)

TOTAL 1989-2014: \$45,495,408

Revolving Available to Loan/Grant Before Current Meeting \$2,470,130

	TOTAL INFRASTRUCTURE AMOUNT	KIA Grnt/Prin Forg AMOUNT	KIA Loan AMOUNT	GENERATED PRIVATE INVESTMENT	JOBS CREATED	DATE APPROVED	COMMENTS
PROJECTS APPROVED IN FY 1989:							
1	WILMORE, CITY OF	\$1,059,938	\$407,770 (c)	\$13,700,000	257	12-21-88	
2	AUBURN, CITY OF	\$2,175,540	\$1,475,540 (c)	\$2,225,000	96	12-21-88	
3	SOMERSET, CITY OF	\$2,402,764	\$1,500,000 (c)	\$75,000,000	326	12-21-88	
4	HENRY COUNTY	\$775,627	\$287,984 (c)	\$4,380,000	210	03-22-89	(REAP. 1-31-91 & AMD. 6-20-91)
5	GRAVES COUNTY	\$3,717,000	\$3,717,000 (c)	\$31,037,070	600	05-03-89	
	TOTALS	\$10,130,869	\$7,388,294	\$126,342,070	1,489		
PROJECTS APPROVED IN FY 1990:							
6	LAWRENCEBURG, CITY OF	\$301,000	\$86,114 (c)	\$426,187	30	08-07-89	
7	LEITCHFIELD, CITY OF	\$1,296,200	\$699,674 (c)	\$2,470,000	200	08-07-89	
8	LIBERTY, CITY OF	\$319,573	\$163,822 (c)	\$1,533,133	140	08-07-89	
9	BEREA, CITY OF	\$1,200,000	\$340,000 (c)	\$0	750	08-07-89	
10	GAMALIEL, CITY OF	\$2,040,263	\$490,425 (c)	\$2,000,000	125	09-27-89	(REAP. 3-28-91 & AMD. 6-26-92)
11	GRAYSON, CITY OF (1)	\$1,875,000	\$1,000,000 (c)	\$10,000,000	300	12-13-89	
12	LEBANON JUNCTION, CITY OF	\$701,900	\$148,649 (c)	\$7,500,000	200	04-25-90	
13	MT. VERNON, CITY OF	\$864,347	\$456,480 (c)	\$20,000,000	154	04-25-90	(AMD. 3-28-91)
14	RUSSELLVILLE, CITY OF	\$1,591,673	\$1,434,750 (c)	\$0	0	04-25-90	
	TOTALS	\$10,189,956	\$4,819,914	\$43,929,320	1,899		
PROJECTS APPROVED IN FY 1991:							
15	RICHMOND, CITY OF	\$1,508,300	\$250,000 (c)	\$1,500,000	100	09-26-90	
16	WARREN COUNTY W.D. (Chg)	\$638,035	\$229,035 (c)	\$14,000,000	280	09-26-90	
17	LAUREL COUNTY FISCAL COURT	\$964,742	\$319,969 (c)	\$2,900,000	74	09-26-90	
18	MOUNTAIN WATER DISTRICT (Mtn. Top E	\$890,977	\$186,711 (c)	\$2,250,000	500	11-19-90	
19	MONTICELLO, CITY OF (1)	\$336,450	\$366,293 (c)	\$2,300,000	432	06-20-91	
20	JEFFERSON COUNTY / KROGER	\$1,425,575	\$1,310,251 (c)	\$23,950,000	101	06-20-91	(AMD. 3-17-93)
	TOTALS	\$5,764,079	\$2,662,259	\$46,900,000	1,487		
PROJECTS APPROVED IN FY 1992:							
21	NEWPORT, CITY OF	\$4,017,704	\$2,931,899 (c)	\$2,931,899	220	09-16-91	(AMD. 7-23-92; 6-29-94; 12/9/04)
22	HODGENVILLE, CITY OF	\$125,900	\$114,931 (c)	\$400,000	16	11-01-91	
23	SCOTTSVILLE, CITY OF	\$4,252,173	\$2,660,800 (c)	\$0	260	12-04-91	
24	MONTICELLO, CITY OF (2)	\$2,610,040	\$1,495,628 (c)	\$0		12-04-91	
25	WARREN COUNTY WATER DISTRICT (W	\$121,000	\$92,809 (c)	\$32,000,000	200	02-25-92	
26	WARREN COUNTY WATER DISTRICT (Se	\$297,000	\$203,233 (c)	\$0		02-25-92	
27	LIVERMORE, CITY OF	\$86,039	\$86,039 (c)	\$0	12	06-26-92	
	TOTALS	\$11,509,856	\$7,585,339	\$35,331,899	708		
PROJECTS APPROVED IN FY 1993:							
28	MARION, CITY OF	\$1,218,460	\$379,510 (c)	\$1,412,000	40	12-17-92	
29	DAVIESS COUNTY FISCAL COURT	\$1,765,510	\$1,634,610 (c)	\$340,000,000	280	01-29-93	
30	COVINGTON, CITY OF	\$516,140	\$460,327 (c)	\$18,000,000	500	01-29-93	
31	HOPKINSVILLE, CITY OF	\$8,688,679	\$5,000,000 (c)	\$0	500	05-05-93	(REAP. 3-31-95)
	TOTALS	\$12,188,789	\$7,474,447	\$359,412,000	1,320		
PROJECTS APPROVED IN FY 1994:							
32	GRAYSON, CITY OF (2)	\$1,712,759	\$1,412,759 (c)	\$0	155	08-31-93	
33	PIKEVILLE, CITY OF	\$5,037,889	\$611,397 (c)	\$4,396,000	93	08-31-93	
34	LANCASTER, CITY OF	\$1,710,420	\$781,462 (c)	\$0	100	09-29-93	
35	GALLATIN COUNTY	\$4,089,434	\$4,000,000 (c)	\$400,089,434	400	09-29-93	(AMD. 6-29-94, REAP. 3-31-95)
36	CAMPBELLSVILLE, CITY OF	\$4,905,000	\$1,905,000 (s)	\$0	295	12-05-95	(REAP.)(AMD. 7-13-98)
	TOTALS	\$38,849,110	\$21,645,392	\$781,897,434	3,363		
PROJECTS APPROVED IN FY 1995:							
30	HENDERSON, CITY OF (phase 1)	\$7,445,372	\$3,188,731 (c)	\$0	1,500	08-30-94	(AMD. 7-5-96)
	(phase 2)		\$581,512 (c)	\$0		08-30-94	
* 31	WEBSTER COUNTY WATER DISTRICT	\$1,268,460	\$638,000 (c)	\$0	58	05-30-95	
	TOTALS	\$8,713,832	\$4,408,243	\$0	1,558		
PROJECTS APPROVED IN FY 1996:							
* 32	OAK GROVE, CITY OF	\$787,990	\$498,295 (c)	\$0	134	05-14-96	
33	MOUNT STERLING, CITY OF	\$2,467,009	\$2,467,009 (c)	\$0	400	05-14-96	
	TOTALS	\$3,254,999	\$2,965,304	\$0	534		

	TOTAL INFRASTRUCTURE AMOUNT	KIA Grnt/Prin Forg AMOUNT	KIA Loan AMOUNT	GENERATED PRIVATE INVESTMENT	JOBS CREATED	DATE APPROVED	COMMENTS
PROJECTS APPROVED IN FY 1997:							
34	CORBIN, CITY OF	\$583,878	\$300,000 (c)	\$0	30	8-29-96	
42	GRAVES CO WATER DISTRICT	\$1,028,000	\$528,000 (c)	\$0	95	12-4-96; 4/4/13	REAP 9-1-98; assumed from Hickory
	TOTALS	\$1,611,878	\$828,000	\$0	125		
PROJECTS APPROVED IN FY 1998:							
* 42	PRESTONSBURG, CITY OF	\$4,392,500	\$600,000 (c)	\$0	77	2-26-98	\$50M inc. app. 2-5-99
* 43	PAINTSVILLE, CITY OF	\$8,070,950	\$1,772,800 (c)	\$0	400	2-26-98	(REAP. 12-10-99)
	TOTALS	\$12,463,450	\$2,372,800	\$0	477		
PROJECTS APPROVED IN FY 1999:							
* 44	HARDINSBURG, CITY OF	\$5,239,680	\$131,231 (c)	\$0	14	7-13-98	
* 45	PRESTONSBURG, CITY OF	\$1,591,200	\$795,600 (c)	\$0	400	4-27-99	
	TOTALS	\$6,830,880	\$926,831	\$0	414		
PROJECTS APPROVED IN FY 2000:							
* 46	GALLATIN CO WATER DISTRICT	\$1,100,000	\$744,796 (c)	\$95,000,000	130	09/01/1999; AMD 4/4/00	
* 47	CARROLTON, CITY OF (CELOTEX)	\$184,300	\$112,200 (c)	\$75,000,000	122	12/10/1999; AMD 9/1/01	
	TOTALS	\$1,284,300	\$856,996	\$170,000,000	122		
PROJECTS APPROVED IN FY2005:							
* 48	UNION COUNTY FISCAL COURT	\$1,550,000	\$0	\$0 NA		11/04/2004	commitment expired
* 40	OWENTON, CITY OF	\$736,890	\$0	\$0 NA		11/04/2004	commitment expired
* 41	HART CO FISCAL COURT	\$3,192,000	\$2,170,999 (c)	\$0 NA		03/03/2005	
* 42	BOONE COUNTY WATER DISTRICT	\$3,548,148	\$2,506,118 (c)	\$0 NA		6/2/05; 7/11/10	assumed from Boone Co FC
	TOTALS	\$9,027,038	\$4,677,117	\$0			
PROJECTS APPROVED IN FY2006:							
* 43	GRAVES CO WATER DISTRICT	\$596,776	\$596,776 (c)	\$0 NA		1/2005; 7/26/06; 10/2/08	Assumed from Fancy Farm WD
* 44	GRAVES CO WATER DISTRICT	\$152,176	\$152,176 (c)	\$0 NA		9/1/2005; 10/2/08	Assumed from Fancy Farm WD
* 45	WESTERN MASON SANITATION DIST	\$4,644,000	\$560,272 (c)	\$0 NA		12/01/2005	
* 46	BONNIEVILLE, CITY OF	\$3,160,000	\$0	\$0 NA		12/01/2005	commitment expired
* 47	Elkton, City of	\$808,000	\$808,000 (c)	\$0 NA		03/02/2006	
* 48	MT VERNON, CITY OF	\$2,055,000	\$945,000 (c)	\$0 NA		05/04/2006	
	TOTALS	\$11,415,953	\$3,062,225	\$0			
PROJECTS APPROVED IN FY2007:							
* 49	GUTHRIE, CITY OF	\$0	\$0	\$0 NA		08/03/2006	Withdrawn
* 50	OWINGSVILLE, CITY OF	\$4,367,250	\$797,250 (c)	\$0 NA		006;10/01/2009	338,997 In; 50,000 grant
* 51	JAMESTOWN, CITY OF	\$13,065,000	\$3,588,700 (c)	\$0 NA		12/07/2006	3,038,700 In; 550,000 grant
* 52	CONNECTGRADD	\$2,400,000	\$837,856 (c)	\$0 NA		02/08/2007	broadband
* 53	ALBANY, CITY OF	\$7,366,000	\$749,947 (c)	\$0 NA		05/10/2007	EO 2007-298 GF
* 54	GRAVES CO WATER DISTRICT	\$849,154	\$849,154 (c)	\$0 NA		5/10/2007; 10/2/08	S Graves WD
	TOTALS	\$28,047,403	\$6,822,906	\$0			
PROJECTS APPROVED IN FY2008:							
* 55	CAVELAND ENVIRONMENTAL	\$2,910,000	\$125,000 (c)	\$0 NA		09/06/2007	sewer
* 56	HOPKINSVILLE ELECT & EN NET	\$3,000,000	\$3,000,000 (c)	\$0 NA		10/04/2007	fiber optic communications
* 57	MARION CO WATER DISTRICT	\$750,000	\$340,000 (c)	\$0 NA		10/04/2007	water
* 58	WILLIAMSBURG, CITY OF	\$3,237,440	\$400,000 (c)	\$0 NA		10/04/2007	water
* 59	LOGAN TODD REG WAT COMM	\$1,500,000	\$400,000 (c)	\$0 NA		11/01/2007	water
* 60	BURGIN, CITY OF	\$50,000	\$50,000 (c)	\$0 NA		11/01/2007	water
61	PRESTONSBURG, CITY OF	\$2,700,000	\$2,700,000	\$0 NA		12/06/2007	purchase Auxier Water
62	GLASGOW, CITY OF	\$1,200,000	\$1,200,000 (c)	\$0 NA		2/7/2008; 10/9/08	broadband
63	LANCASTER, CITY OF	\$690,000	\$490,000 (c)	\$0 NA		03/06/2008	sewer
64	WHITLEY CO WATER DISTRICT	\$2,708,000	\$932,800 (c)	\$0 NA		3/6/08; 7/27/11	water
65	HINDMAN, CITY OF	\$500,000	\$500,000 (c)	\$0 NA		04/03/2008	water
66	WALTON, CITY OF	\$4,000,000	\$1,000,000 (c)	\$0 NA		06/05/2008	sewer
	TOTALS	\$23,245,440	\$11,137,800	\$0			
PROJECTS APPROVED IN FY2009:							
67	CARROLLTON, CITY OF	\$2,949,731	\$867,091 (c)	\$0 NA		8/7/08; 12/8/11	sewer
68	LOUISA, CITY OF	\$1,075,000	\$972,330 (c)	\$0 NA		08/07/2008	sewer
69	PRESTONSBURG, CITY OF	\$841,000	\$841,000 (c)	\$0 NA		10/02/2008	water meters
70	LEBANON, CITY OF	\$1,119,707	\$582,883 (c)	\$0 NA		12/04/2008	water
71	MuniNet	\$2,500,000	\$2,500,000 (c)	\$0 NA		06/25/09; 4/7/11	broadband; assumed from Murray
72	PINEVILLE, CITY OF	\$0	\$0	\$0 NA		06/25/2009	sewer - withdrawn 9/24/09
	TOTALS	\$8,485,438	\$5,763,304	\$0			
PROJECTS APPROVED IN FY2010:							
73	Prestonsburg, City of	\$2,670,000	\$0	\$0 NA		10/01/2009	sewer
74	Falmouth, City of	\$564,835	\$564,835 (c)	\$0 NA		10/01/2009	sewer
75	Bullitt Co Sanitation District	\$500,000	\$500,000 (c)	\$0 NA		02/04/2010	sewer
76	Hart Co Industrial Authority	\$2,300,000	\$999,811 (c)	\$3,000,000	40	02/04/2010	sewer
77	Marshall Co. Fiscal Court	\$1,075,000	\$800,000	\$275,000 (c)		6/3/10;12/6/12	80% grant/ 20% loan
	TOTALS	\$7,109,835	\$800,000	\$2,339,646	\$3,000,000	40	

	TOTAL INFRASTRUCTURE AMOUNT	KIA Grnt/Prin Forg AMOUNT	KIA Loan AMOUNT	GENERATED PRIVATE INVESTMENT	JOBS CREATED	DATE APPROVED	COMMENTS
PROJECTS APPROVED IN FY2011:							
78	Bullitt Co Sanitation District	\$500,000	\$0	\$500,000 (c)	\$0 NA	08/05/2010	sewer
79	Greenville, City of	\$1,226,500	\$0	\$1,226,500 (c)	\$0 NA	10/14/10; 10/25/13	sewer
80	Marion, City of	\$2,100,000	\$0	\$1,175,526 (c)	\$0 NA	10/14/2010	water
81	Princeton, City of	\$430,645	\$0	\$401,674 (c)	\$0 NA	10/14/10; 7/1/11	sewer
82	Bracken Co Water District	\$475,000	\$380,000	\$95,000 (c)	\$0 NA	12/09/2010	water
83	Caneyville, City of	\$445,000	\$0	\$110,000 (c)	\$0 NA	12/09/2010	sewer
84	Crab Orchard, City of	\$1,660,000	\$400,000	\$409,999 (c)	\$0 NA	12/09/2010	water
85	Flatwoods, City of	\$887,500	\$514,800	\$128,700 (c)	\$0 NA	2/3/2011; 8/2/12	
86	Graves County Water District	\$1,111,266	\$220,000	\$780,000 (c)	\$0 NA	02/03/2011	
87	Mt. Washington, City of	\$700,000	\$560,000	\$140,000 (c)	\$0 NA	02/03/2011	
88	White Plains, City of	\$657,000	\$525,600	\$131,400 (c)	\$0 NA	02/03/2011	
89	Beattyville, City of	\$675,000	\$140,000	\$35,000 (c)	\$0 NA	03/03/2011	water
90	Elkton, City of	\$141,700	\$0	\$136,761 (c)	\$0 NA	03/03/2011	water
91	Nicholas County Sanitation District	\$2,641,000	\$0	\$550,000 (c)	\$0 NA	03/03/2011	sewer
92	North McLean Co WD	\$737,871	\$200,000	\$50,000 (c)	\$0 NA	03/03/2011	water
93	MuniNet	\$2,031,370	\$0	\$2,031,370 (c)	\$0 NA	04/07/2011	broadband
TOTALS	\$16,419,852	\$2,940,400	\$7,901,930	\$0			
PROJECTS APPROVED IN FY2012:							
94	Crittenden-Livingston Water District	\$300,000	\$0	\$300,000 (c)	\$0 NA	08/04/2011	water
95	Lewisburg, City of	\$0	\$0	\$0	\$0 NA	03/01/2012	water - withdrawn 12/2/13
96	Olive Hill, City of	\$505,000	\$0	\$505,000 (c)	\$0 NA	03/01/2012	water
97	Mount Olivet, City of	\$1,100,000	\$0	\$350,000 (c)	\$0 NA	04/12/2012	water
98	Nebo Water District	\$92,000	\$0	\$92,000 (c)	\$0 NA	06/07/2012	water - WX21107002
TOTALS	\$1,997,000	\$0	\$1,247,000	\$0			
PROJECTS APPROVED IN FY2013:							
99	East Pendleton Water District	\$160,000	\$0	\$160,000 (c)	\$0 NA	08/02/2012	water WX21191002
100	Marion County Water District	\$548,180	\$0	\$548,180 (c)	\$0 NA	08/02/2012	water - WX21155031
101	Symsonia Water District	\$924,016	\$0	\$327,103 (c)	\$0 NA	8/2/12; 12/4/14	water - WX21083055
102	Scottsville, City of	\$716,000	\$0	\$261,068 (c)	\$0 NA	08/02/2012	sewer - SX21003032
103	South Shore, City of	\$2,082,411	\$0	\$1,882,411 (c)	\$0 NA	8/2/12; 4/2/15	purchase water system; WX21089067
104	City of Elkton	\$346,243	\$0	\$346,243 (c)	\$0 NA	3/7/13; 10/25/13	water - WX21219030
105	Bullitt Co Sanitation District	\$89,217	\$84,756	\$4,461 (c)	\$0 NA	03/07/2013	sewer - SX21029031
106	Pineville, City of	\$1,380,000	\$0	\$1,380,000 (c)	\$0 NA	04/04/2013	water - WX21013926
107	Green River Valley Water District	\$1,287,000	\$0	\$1,287,000 (c)	\$0 NA	4/4/13; 6/4/15	water - WX21099037
108	Burkesville, City of	\$1,500,000	\$0	\$500,000 (c)	\$0 NA	05/02/2013	sewer - SX21057003
109	Scottsville, City of	\$2,093,465	\$0	\$1,416,540	\$0 NA	05/02/2013	sewer - SX21003027
TOTALS	\$11,126,532	\$84,756	\$8,113,007	\$0			
PROJECTS APPROVED IN FY2014:							
110	Paradise Park Reg Industrial Dev Auth	\$853,585	\$0	\$339,409 (c)	\$0 NA	09/05/2013	water - WX21177029
111	US 60 Water District	\$1,605,810	\$0	\$1,300,000 (c)	\$0 NA	09/05/2013	water - WX21211033
112	Greensburg, City of	\$83,813	\$0	\$83,813	\$0 NA	02/06/2014	water - WX21087018
113	Edmonton, City of	\$174,907	\$0	\$174,907 (c)	\$0 NA	02/06/2014	water - WX21169031
114	Dawson Springs, City of	\$450,000	\$0	\$284,361 (c)	\$0 NA	03/06/2014	water - WX21107035
115	Wickliffe, City of	\$150,000	\$0	\$150,000	\$0 NA	03/06/2014	water - WX21007006
116	Lebanon Junction, City of	\$296,058	\$0	\$296,058 (c)	\$0 NA	4/3/14; 9/3/15	sewer - SX21029032
117	Grand Rivers, City of	\$263,000	\$0	\$263,000 (c)	\$0 NA	04/03/2014	water - WX21139017
118	Mount Olivet, City of	\$0	\$0	\$0	\$0 NA	04/03/2014	sewer - SX21201007 - withdrawn 2014
119	Hickman, City of	\$0	\$0	\$0	\$0 NA	04/03/2014	water - WX21075017 - withdrawn 8/20/14
120	London, City of	\$1,100,300	\$0	\$1,100,300 (c)	\$0 NA	05/01/2014	sewer - SX21125004
121	Greenup Joint Sewer Agency	\$2,000,000	\$0	\$2,000,000	\$0 NA	06/26/2014	sewer - SX21089072
122	Greensburg, City of	\$0	\$0	\$0	\$0 NA	06/26/2014	water - WX21087008 - withdrawn 2/20/14
TOTALS	\$6,977,473	\$0	\$5,991,849	\$0			
PROJECTS APPROVED IN FY2015:							
123	Hustonville, City of	\$544,451	\$0	\$544,451 (c)	\$0 NA	9/4/14; 10/1/15	water - WX21137046
124	Bracken Co Water District	\$358,000	\$0	\$358,000 (c)	\$0 NA	12/04/2014	water - WX21023045
125	Northern Kentucky Water District	\$1,834,917	\$0	\$1,500,000	\$0 NA	02/05/2015	water - WX21117002
126	Cattlettsburg, City of	\$270,000	\$0	\$270,000 (c)	\$0 NA	02/05/2015	sewer - SX21019076
127	Barbourville, City of	\$0	\$0	\$0	\$0 NA	04/02/2015	water - WX21121007 - withdrawn 4/13/16
128	US 60 Water District	\$2,326,000	\$0	\$2,300,000	\$0 NA	06/04/2015	water - WX21211033
129	McLean County Regional Water Commissic	\$10,992,089	\$0	\$2,500,936	\$0 NA	06/04/2015	water - WX21149042
TOTALS	\$16,325,457	\$0	\$7,473,387	\$0			
PROJECTS APPROVED IN FY2016:							
130	Bullitt County Sanitation District	\$175,000	\$0	\$87,500	\$0 NA	07/02/2015	sewer - SX21029030
131	Muhlenberg County Water District #3	\$391,000	\$0	\$250,000	\$0 NA	07/02/2015	water - WX21177038
132	Jeffersonville, City of	\$307,160	\$0	\$307,160 (c)	\$0 NA	08/06/2015	water - WX21173112
133	Pineville, City of	\$280,791	\$0	\$280,791 (c)	\$0 NA	08/06/2015	sewer - SX21013004
134	Martin, City of	\$0	\$0	\$0 (c)	\$0 NA	09/03/2015	sewer - SX21071008 - rescinded 2/27/17
135	Perry County Fiscal Court	\$350,000	\$50,000	\$300,000	\$0 NA	11/05/2015	water - WX21193029
136	Reid Village Water District	\$350,000	\$0	\$350,000 (c)	\$0 NA	02/04/2016	water - WX21173139
137	Morganfield, City of	\$260,000	\$0	\$260,000	\$0 NA	05/05/2016	sewer - SX21225006
138	Lewisport, City of	\$267,500	\$0	\$267,500	\$0 NA	6/2/16; 2/2/17	water - WX21091098
139	Elkhorn City, City of	\$402,060	\$0	\$402,060 (c)	\$0 NA	06/02/2016	sewer - SX21195018
140	Lancaster, City of	\$406,868	\$0	\$406,868	\$0 NA	06/02/2016	sewer - SX21079017
TOTALS	\$3,190,379	\$50,000	\$2,911,879	\$0			

	TOTAL INFRASTRUCTURE AMOUNT	KIA Grnt/Prin Forg AMOUNT	KIA Loan AMOUNT	GENERATED PRIVATE INVESTMENT	JOBS CREATED	DATE APPROVED	COMMENTS
PROJECTS APPROVED IN FY2017:							
141	Hustonville, City of	\$75,639	\$0	\$75,639	\$0 NA	08/04/2016	water - WX21137050
142	Lawrenceburg, City of	\$1,985,000	\$0	\$1,985,000	\$0 NA	08/04/2016	sewer - SX21005006
143	Calvert City, City of	\$576,113	\$0	\$540,113	\$0 NA	09/01/2016	water - WX21157017
144	Northeast Woodford County Water District	\$400,000	\$0	\$400,000	\$0 NA	10/27/2016	water - WX21239032
145	New Castle, City of	\$890,000	\$0	\$445,000	\$0 NA	12/01/2016	sewer/water - SX21103012/WX21103059
146	Bardstown, City of	\$1,281,000	\$0	\$1,281,000	\$0 NA	12/1/16; 5/4/17	water - WX21179030
147	Bowling Green, City of	\$2,000,000	\$0	\$2,000,000	\$0 NA	12/01/2016	water - WX21227076
148	South Hopkins Water District	\$765,000	\$0	\$765,000	\$0 NA	03/02/2017	water - WX21107052
149	Bardstown, City of	\$1,000,000	\$0	\$1,000,000	\$0 NA	05/04/2017	water - WX21179031
150	Mayfield, City of	\$849,000	\$0	\$849,000	\$0 NA	06/01/2017	sewer/water - SX21083058/WX21083041
	Regional Water Resource Agency	\$500,000	\$0	\$500,000	\$0 NA	06/01/2017	sewer - SX21059039
	Regional Water Resource Agency	\$485,000	\$0	\$485,000	\$0 NA	06/01/2017	sewer - SX21059026
TOTALS		\$10,806,752	\$0	\$10,325,752	\$0		
GRAND TOTALS		\$276,966,552	\$3,875,156	\$141,701,621	\$1,566,812,723	13,536	

bold, italics - pending board approval
* Bonds have not been sold for these projects
+ Projects were funded under the master note
(c) - Final amounts; Loan has been closed
(s) - Amount represented in the assistance agreement

TOTAL AUTHORIZATION FYS 1991-94	\$6,000,000
TOTAL DEAUTHORIZATION FYS 95-96	(\$78,822)
TOTAL AUTHORIZATION FYS 1997-98	\$0
TOTAL AUTHORIZATION FYS 1998-2000	\$13,000,000 (rlf)
TOTAL AUTHORIZATION FYS 2001-2002	\$3,925,000 (rlf)
	<u>\$22,846,178</u>

KENTUCKY INFRASTRUCTURE AUTHORITY WATER RESOURCES GRANT----- (FUND B1)

TOTAL INFRASTRUCTURE AMOUNT	KIA AMOUNT	DATE APPROVED	COMMENTS
-----------------------------------	---------------	------------------	----------

PROJECTS APPROVED JULY 1, 1991 THROUGH JUNE 30, 1992:

1 ELKHORN WATER DISTRICT	\$383,000	\$151,233 (c)	9-16-91	
2 BEAVER-ELKHORN WATER DISTRICT (PH II)	\$2,262,200	\$1,383,547 (c)	9-16-91	(REAP. 5-5-93)
3 BEAVER-ELKHORN WATER DISTRICT (PH III)	\$3,386,325	\$616,453 (c)	9-16-91	(REAP. 5-5-93)
4 WACO WATER DISTRICT	\$304,525	\$300,000 (c)	9-16-91	
5 NORTH MERCER WATER DISTRICT	\$1,833,000	\$500,000 (c)	9-16-91	
6 WEBSTER COUNTY WATER DISTRICT	\$2,269,500	\$1,500,000 (c)	9-16-91	
7 ANDERSON COUNTY	\$361,638	\$270,000 (c)	9-16-91	
8 GEORGETOWN, CITY OF	\$3,474,350	\$400,000 (c)	9-16-91	
9 LYNCH, CITY OF	\$502,500	\$499,945 (c)	9-16-91	
TOTALS	<u>\$14,777,038</u>	<u>\$5,621,178</u>		

PROJECTS APPROVED JULY 1, 1992 THROUGH JUNE 30, 1994:

10 DAVIESS COUNTY FISCAL COURT (East Daviess County Water Association)	\$300,000	\$300,000 (c)	11-12-92	(AMD. 9-29-93)
TOTALS	<u>\$300,000</u>	<u>\$300,000</u>		

PROJECTS PER SPECIAL PROVISIONS DURING 1998 GENERAL SESSION

11 MEADE COUNTY FISCAL COURT	\$4,204,225	\$2,500,000	12/18/1998	
12 CITY OF RICHMOND	\$8,400,000	\$4,000,000	09/01/1998	
13 CITY OF MIDWAY	\$4,760,971	\$3,500,000	06/06/2000	
14 CITY OF HINDMAN	\$3,000,000	\$3,000,000	07/28/1999	
TOTALS	<u>\$20,365,196</u>	<u>\$13,000,000</u> (rlf)		

PROJECTS APPROVED JULY 1, 1998 THROUGH JUNE 30, 1999:

15 WATER RESOURCE DEV COMMISSION	\$1,053,000	753,000 (rlf)	4-27-99	
TOTALS	<u>\$1,053,000</u>	<u>753,000</u>		

PROJECTS PER SPECIAL PROVISIONS DURING 2000 GENERAL SESSION

16 HORTON CAMP INF AT GREEN RIVER ST PARK	650,000.00	650,000.00	06/06/2000	
17 FLEMING CO WATER COMM	75,000.00	75,000.00	02/01/2001 (AA date)	
18 FLEMING CO '201' SEWER PLANNING	50,000.00	50,000.00	10/01/2001 (AA date)	
19 CITY OF WURLAND	25,000.00	25,000.00	10/01/2001 (AA date)	
20 SPURLOCK & LITTLE MUD CREEK	300,000.00	300,000.00	08/17/2001 (AA date)	
21 PIKE COUNTY - TAYLOR FORK	50,000.00	50,000.00	08/06/2001 (AA date)	
22 SOUTHERN MADISON WATER DISTRICT	200,000.00	200,000.00	03/01/2001 (AA date)	
23 HENDERSON CO WATER DISTRICT	500,000.00	500,000.00	08/20/2001 (AA date)	
24 LEWIS CO WATER & SEWER	500,000.00	500,000.00	11/22/2000	
25 GREEN CO WATER & SEWER	500,000.00	500,000.00	08/06/2001 (AA date)	
26 LARUE COUNTY FISCAL COURT	750,000.00	750,000.00	08/06/2001 (AA date)	
27 CARROL COUNTY FISCAL COURT	250,000.00	250,000.00	08/01/2001 (AA date)	
28 CITY OF RACELAND	25,000.00	25,000.00	09/21/2001 (AA date)	
29 CITY OF WORTHINGTON	25,000.00	25,000.00	08/06/2001 (AA date)	
30 CITY OF FLATWOODS	25,000.00	25,000.00	10/01/2001 (AA date)	
TOTALS	<u>3,925,000.00</u>	<u>3,925,000.00</u> (rlf)		

TOTAL INFRASTRUCTURE AMOUNT	KIA AMOUNT	DATE APPROVED	COMMENTS
-----------------------------------	---------------	------------------	----------

PROJECTS APPROVED JULY 1, 2001 THROUGH JUNE 30, 2002:

31	Columbia-Campbellsville	WX21001008	\$3,415,000	\$55,000	12/06/2001
32	Bath County Water District	WX21011002	\$2,253,000	\$1,150,000	12/06/2001
33	City of Paris	WX21017002	\$2,300,000	\$1,000,000	12/06/2001
34	City of Ashland	WX21019006	\$2,362,626	\$750,000	12/06/2001
35	Bracken County Water District	WX21023001	\$1,810,000	\$93,500	12/06/2001
36	City of Murray	WX21035005	\$1,126,000	\$0	12/06/2001
37	Center Ridge Water District	WX21035011	\$262,200	\$262,200	12/06/2001
38	West Carroll Water District	WX21041301	\$2,200,000	\$500,000	12/06/2001
39	Rattlesnake Ridge Water District	WX21043001	\$4,130,000	\$440,000	12/06/2001
40	Christian County Water District	WX21047011	\$2,200,000	\$1,000,000	12/06/2001
41	Owensboro Municipal Utilities	WX21059001	\$2,500,000	\$1,000,000	12/06/2001
42	Consumers Water District	WX21083002	\$1,117,868	\$1,000,000	12/06/2001
43	City of Caneyville	WX21085001	\$486,000	\$186,000	12/06/2001
44	Grayson County Water District	WX21085009	\$2,878,000	\$1,000,000	12/06/2001
45	City of Cumberland	WX21095662	\$1,600,000	\$400,000	12/06/2001
46	Henderson Water Utility	WX21101005	\$600,000	\$600,000	12/06/2001
47	Wood Creek water District	WX21125527	\$350,364	\$350,364	12/06/2001
48	Louisa Water District	WX21127001	\$5,570,570	\$1,000,000	12/06/2001
49	Electric Plant Board of the City of Vanceburg	WX21135001	\$4,077,000	\$977,000	12/06/2001
50	City of Sacramento	WX21149002	\$150,000	\$150,000	12/06/2001
51	Western Lewis Rectorville Water District	WX21161001	\$1,399,000	\$275,000	12/06/2001
52	Edmonton Water Works	WX21169001	\$2,222,782	\$595,782	12/06/2001
53	Tri-Village Water District	WX21187205	\$1,800,000	\$800,000	12/06/2001
54	City of Falmouth	WX21191311	\$1,000,000	\$300,000	12/06/2001
55	City of Hazard	WX21193009	\$5,500,000	\$250,000	12/06/2001
56	Buffalo Trail Water Association	WX21201005	\$1,500,000	\$750,000	12/06/2001
57	US 60 Water District	WX21211026	\$1,375,000	\$650,000	12/06/2001
58	Taylorville Water Works	WX21215087	\$3,500,000	\$430,400	12/06/2001
59	Campbellsville-Greensburg	WX21217004	\$3,181,900	\$0	12/06/2001
60	Cadiz-Trigg County Regional Water Commissio	WX21221002	\$14,000,000	\$70,000	12/06/2001
61	City of Midway	WX21239003	\$766,000	\$150,000	12/06/2001
62	City of Booneville	WX21189002	\$687,000	\$130,000	06/06/2002
TOTALS			\$78,320,310	\$16,315,246	(rlf)

PROJECTS APPROVED JULY 1, 2006 THROUGH JUNE 30, 2007:

63	Knott Co Water & Sewer		\$500,000	\$500,000	10/05/2006
64	Bath Co WD		\$514,340	\$250,000	12/07/2006
65	Western Pulaski Co Water District		\$620,000	\$620,000	5/10/07; 6/21/07
66	City of Harlan		\$200,000	\$200,000	06/21/2007
TOTALS			\$1,834,340	\$1,570,000	(rlf)

PROJECTS APPROVED IN FY2008:

67	City of Arlington		\$190,750	\$190,750	07/19/2007
68	City of Elkton		\$200,000	\$200,000	07/19/2007
69	City of Georgetown		\$80,000	\$80,000	07/19/2007
70	Morehead Utility Plant Board		\$373,900	\$373,900	07/19/2007
TOTALS			\$844,650	\$844,650	

GRAND TOTALS **\$121,419,534** **\$41,484,424**

bold, italics - pending board approval

(s) - Amount represented in the assistance agreement

(c) - Grant has been closed.

(rlf) - To be funded out of the revolving loan funds

**KENTUCKY INFRASTRUCTURE AUTHORITY
WATER RESOURCES LOAN ----- (FUND B2)
GATEWAY, BIG SANDY, KENTUCKY RIVER AND CUMBERLAND VALLEY DEVELOPMENT DISTRICTS**

TOTAL AUTHORIZATION FYS 1991-94	\$30,000,000
TOTAL DEAUTHORIZATION FYS 1995-96	(\$1,716,586)
TOTAL AUTHORIZATION FYS 1997-98	\$0
TOTAL AUTHORIZATION FYS 1998-99	\$0
TOTAL 1991 - 1998	<u>\$28,283,414</u>

TOTAL INFRASTRUCTURE AMOUNT	KIA AMOUNT	INTEREST RATE	AREA DEVELOPMENT DISTRICT	DATE APPROVED	COMMENTS
-----------------------------------	---------------	------------------	---------------------------------	------------------	----------

PROJECTS APPROVED JULY 1, 1991 THROUGH JUNE 30, 1992:

1 MOUNTAIN WATER DISTRICT (Indian Creek)	\$2,712,760	\$337,760 (c)	3.0%	BIG SANDY	07-24-91	
2 MARTIN COUNTY WATER DISTRICT NO. 2	\$2,481,566	\$1,329,826 (c)	3.0%	BIG SANDY	09-16-91	(REAP. 5-5-93)
3 HYDEN / LESLIE CO. WATER DISTRICT	\$2,196,941	\$1,965,619 (c)	3.0%	KY. RIVER	09-16-91	
4 SOUTHERN WATER & SEWER (Phase I)	\$1,045,700	\$514,888 (c)	3.0%	BIG SANDY	09-16-91	(REAP. 1-29-93), Assumed from Beaver Elkhorn 12-21-00
5 SOUTHERN WATER & SEWER (Phase II)	\$2,262,200	\$847,982 (c)	3.0%	BIG SANDY	09-16-91	(REAP. 5-5-93), Assumed from Beaver Elkhorn 12-21-00
6 SOUTHERN WATER & SEWER (Phase III)	\$3,386,325	\$2,831,354 (c)	3.0%	BIG SANDY	09-16-91	(REAP. 5-5-93 & 2-2-95), Assumed from Beaver Elkhorn 12-21-00
7 MANCHESTER, CITY OF	\$1,766,705	\$970,439 (c)	2.9%	CUMB. VALLEY	11-01-91	
8 MOREHEAD, CITY OF	\$449,442	\$359,646 (c)	2.9%	GATEWAY	11-01-91	
9 MOUNTAIN WATER DISTRICT (Multi-Area)	\$5,165,093	\$5,165,093 (c)	2.9%	BIG SANDY	11-01-91	
10 PIKEVILLE, CITY OF	\$903,718	\$897,868 (c)	2.9%	BIG SANDY	11-01-91	
11 PINEVILLE, CITY OF	\$829,099	\$829,099 (c)	2.9%	CUMB. VALLEY	11-01-91	
12 BARBOURVILLE, CITY OF	\$4,500,000	\$1,924,831 (c)	2.9%	CUMB. VALLEY	11-01-91	
13 CORBIN, CITY OF	\$1,449,838	\$833,000 (c)	2.9%	CUMB. VALLEY	12-04-91	
14 PRESTONSBURG, CITY OF	\$2,173,278	\$1,960,288 (c)	2.9%	BIG SANDY	12-04-91	
15 HARLAN, CITY OF	\$1,434,170	\$1,434,170 (c)	2.9%	CUMB. VALLEY	12-04-91	
16 WHITESBURG, CITY OF	\$1,332,179	\$932,179 (c)	2.7%	KY. RIVER	05-13-92	
17 CLAY COUNTY FISCAL COURT (North Manchester Water Association)	\$2,805,321	\$2,621,001 (c)	2.95%	CUMB. VALLEY	05-13-92	
18 ROCKCASTLE COUNTY FISCAL COURT (Western Rockcastle Water Association)	\$778,500	\$364,572 (c)	2.95%	CUMB. VALLEY	05-13-92	
TOTALS	<u>\$37,672,835</u>	<u>\$26,119,616</u>				

PROJECTS APPROVED JULY 1, 1992 THROUGH JUNE 30, 1993:

19 JACKSON COUNTY FISCAL COURT (Jackson County Water Association)	\$1,858,645	\$1,792,633 (c)	2.45%	KY. RIVER	11-12-92	
TOTALS	<u>\$1,858,645</u>	<u>\$1,792,633</u>				

PROJECTS APPROVED JULY 1, 1993 THROUGH JUNE 30, 1994:

20 LAUREL COUNTY WATER DISTRICT NO. 2	\$1,324,000	\$450,000 (c)	1.6%	CUMB. VALLEY	5-11-94	(REAP. 12-5-95)
TOTALS	<u>\$1,324,000</u>	<u>\$450,000</u>				
GRAND TOTALS	<u>\$40,855,480</u>	<u>\$28,362,249</u>				

(s) - Amount represented in the assistance agreement.
(c) - Final Amount; Loan has been closed.

**KENTUCKY INFRASTRUCTURE AUTHORITY
GOVERNMENTAL AGENCIES PROGRAM ----- (FUND C)**

	TOTAL PROJECT AMOUNT	KIA AMOUNT	DATE APPROVED	COMMENTS
Fd C Available to Loan/Grant Before Current Meeting		\$10,108,947		
ORIGINAL KENTUCKY POLLUTION ABATEMENT AUTHORITY LOANS (42) REFINANCED BY THE KENTUCKY INFRASTRUCTURE AUTHORITY (1989)		\$32,025,000		
<u>PROJECTS APPROVED IN FY 1989:</u>				
1 CAMPBELLSVILLE, CITY OF	\$3,450,000	\$2,500,000	(c)	
2 CARLISLE, CITY OF	\$3,958,731	\$1,764,950	(c)	
3 CRITTENDEN, CITY OF	\$1,725,300	\$913,800	(c)	
4 EDMONTON, CITY OF	\$740,728	\$505,728	(c)	
5 FULTON, CITY OF	\$1,200,000	\$380,000	(c)	
6 INEZ, CITY OF	\$5,692,657	\$825,477	(c)	
7 PADUCAH-MCCRACKEN JOINT SEWER COM	\$1,844,500	\$1,844,500	(c)	ASSUMED FROM CITY OF PADUCAH
8 RUSSELL, CITY OF	\$2,851,000	\$2,851,000	(c)	
9 STANFORD, CITY OF	\$1,782,000	\$590,000	(c)	
10 TOMPKINSVILLE, CITY OF	\$720,000	\$445,000	(c)	
11 WEST LIBERTY, CITY OF	\$3,086,995	\$1,805,854	(c)	
12 HARDIN COUNTY WATER DISTRICT #2	\$3,597,502	\$932,502	(c)	
13 PADUCAH-MCCRACKEN JOINT SEWER COM	\$1,528,626	\$1,528,626	(c)	ASSUMED FROM MCCRACKEN CO SEWER
14 PADUCAH-MCCRACKEN JOINT SEWER COM	\$2,099,125	\$2,099,125	(c)	ASSUMED FROM MCCRACKEN CO SEWER
15 OLDHAM COUNTY WATER DISTRICT	\$1,191,282	\$1,330,500	(c)	
16 LOUISVILLE WATER COMPANY	\$2,593,497	\$1,094,330	(c)	ASSUMED FROM KENTUCKY TURNPIKE WATER DISTRICT 3/7/02
TOTALS	\$38,061,943	\$21,411,392		
<u>PROJECTS APPROVED IN FY 1990:</u>				
17 BULLOCK-PEN WATER DISTRICT	\$779,649	\$399,049	(c)	08-07-89
18 BOYD COUNTY SANITATION DISTRICT #2	\$2,525,506	\$1,477,350	(c)	08-07-89 (AMD. 8-16-90 & 12-4-91)
19 FLEMINGSBURG, CITY OF	\$1,218,286	\$1,066,000	(c)	08-07-89
20 FRANKLIN, CITY OF	\$695,690	\$687,204	(c)	05-03-89 (AMD. 8-7-89)
21 PINEVILLE, CITY OF	\$3,099,590	\$308,767	(c)	09-27-89
22 EDMONSON COUNTY WATER DISTRICT	\$860,117	\$507,767	(c)	12-13-89
23 HENDERSON COUNTY WATER DISTRICT #4	\$581,609	\$550,000	(c)	12-13-89 (AMD. 6-20-91)
24 EAST LOGAN COUNTY WATER DISTRICT	\$1,253,120	\$514,303	(c)	12-13-89
25 MCKEE, CITY OF	\$562,789	\$185,289	(c)	04-25-90
TOTALS	\$11,576,356	\$5,695,729		
<u>PROJECTS APPROVED IN FY 1991:</u>				
26 U.S. 60 WATER DISTRICT	\$391,065	\$202,400	(c)	08-16-90
27 EDMONTON, CITY OF	\$727,621	\$502,621	(c)	08-16-90
28 MUNFORDVILLE, CITY OF	\$107,320	\$100,850	(c)	09-26-90
29 LEXINGTON-SOUTH ELKHORN WATER DIST	\$1,750,000	\$1,712,000	(c)	03-28-91
30 PADUCAH-MCCRACKEN JOINT SEWER COM	\$583,445	\$450,884	(c)	03-28-91 ASSUMED FROM REIDLAND WSD
31 SOUTH GRAVES COUNTY WATER DISTRICT	\$728,605	\$728,605	(c)	06-20-91 (REAP. 12-17-92)(AMD. 11-10-97)(AMD 8-7-03)
32 TRIMBLE COUNTY WATER DISTRICT	\$342,103	\$328,603	(c)	06-20-91 (REAP. 9-16-91)
33 HENDERSON COUNTY WATER DISTRICT #2	\$633,013	\$325,000	(c)	06-20-91
TOTALS	\$5,263,172	\$4,350,963		
<u>PROJECTS APPROVED IN FY 1992:</u>				
34 TOMPKINSVILLE, CITY OF	\$648,200	\$306,200	(c)	07-24-91
35 WALTON, CITY OF	\$140,577	\$140,577	(c)	07-24-91
36 WILMORE, CITY OF	\$745,155	\$228,355	(c)	09-16-91
37 EDMONSON COUNTY WATER DISTRICT	\$197,959	\$92,747	(c)	09-16-91
38 PADUCAH WATER WORKS	\$596,100	\$556,100	(c)	11/1/91;6/7/12 (assumed from Hendron Water District 6/7/12)
39 BULLOCK-PEN WATER DISTRICT	\$1,067,019	\$518,169	(c)	11-01-91
40 U.S. 60 WATER DISTRICT	\$494,603	\$459,905	(c)	12-04-91
41 FULTON, CITY OF	\$409,587	\$384,508	(c)	05-13-92
42 BULLOCK-PEN WATER DISTRICT	\$62,111	\$29,254	(c)	05-13-92
TOTALS	\$4,361,311	\$2,715,815		
<u>PROJECTS APPROVED IN FY 1993:</u>				
43 GEORGETOWN, CITY OF	\$554,870	\$162,870	(c)	11-12-92 (AMD. 6-29-94)(Assumed from Stamping Ground 3/2/06)
44 PIKEVILLE, CITY OF	\$1,317,639	\$419,771	(c)	11-12-92
45 NORTH MARSHALL COUNTY WATER DISTRICT	\$1,414,199	\$1,414,199	(c)	12-17-92
46 TAYLORSVILLE, CITY OF	\$188,000	\$188,000	(c)	03-03-93
47 WURLAND, CITY OF	\$336,885	\$264,145	(c)	05-05-93
TOTALS	\$3,811,593	\$2,448,985		

	TOTAL PROJECT AMOUNT	KIA AMOUNT		DATE APPROVED	COMMENTS
PROJECTS APPROVED IN FY 1994:					
48	WHITESBURG, CITY OF	\$1,701,993	\$381,855	(c)	09-29-93
49	JONATHAN CREEK WATER DISTRICT	\$2,768,000	\$2,302,500	(c)	09-29-93 (AMD 9/7/03)
50	NORTHERN ROCKCASTLE COUNTY WATER	\$455,226	\$265,226	(c)	09-29-93
51	Shelbyville, City of	\$2,100,000	\$697,263	(c)	05-11-94 Assumed from Shelby Co SD #1
52	LAUREL COUNTY WATER DISTRICT #2	\$1,324,000	\$900,950	(c)	05-11-94 (AMD. 12-5-95)
	TOTALS	\$8,349,219	\$4,547,794		
PROJECTS APPROVED IN FY 1995:					
53	CARLISLE, CITY OF	\$715,000	\$425,895	(c)	11-29-94
**	54 HENRY COUNTY WATER DISTRICT #2	\$8,426,000	\$5,026,000	(s)(n)	03-31-95 (AMD. 12-5-95)
55	MCLEAN CO REGIONAL WTR COMMISSION	\$506,100	\$453,299		5-30-95; 2-4-16 Assumed from City of Calhoun
	TOTALS	\$9,647,100	\$5,905,194		
PROJECTS APPROVED IN FY 1996:					
56	OLDHAM COUNTY WATER DISTRICT	\$1,174,500	\$1,062,256	(c)	2-26-95
57	HOPKINSVILLE, CITY OF	\$1,156,400	\$912,970	(c)	12-4-96; 4-7-11 assumed from Oak Grove
	TOTALS	\$2,330,900	\$1,975,226		
PROJECTS APPROVED IN FY 1997:					
58	EAST PENDLETON WATER DISTRICT	\$202,004	\$219,856	(c)	6-19-97
	TOTALS	\$202,004	\$219,856		
PROJECTS APPROVED IN FY 1998:					
	TOTALS	\$0	\$0		
PROJECTS APPROVED IN FY 1999:					
59	LOUISA, CITY OF	\$387,500	\$442,857	(c)	7/13/98 (AMD 9-1-99)
*	60 WEBSTER COUNTY WATER DISTRICT	\$6,165,911	\$4,000,000	(c)	9/1/98
61	MEADE COUNTY WATER DISTRICT	\$4,204,225	\$407,608	(c)	12/18/98
	TOTALS	\$10,757,636	\$4,850,465		
PROJECTS APPROVED IN FY 2001:					
62	BARLOW, CITY OF	\$416,000	\$237,714	(c)	3/1/01
	TOTALS	\$416,000	\$237,714		
PROJECTS APPROVED IN FY 2002:					
63	OLDHAM COUNTY WATER DISTRICT	\$7,043,642	\$5,560,339	(c)	7/12/01
	TOTALS	\$7,043,642	\$5,560,339		
PROJECTS APPROVED IN FY 2003:					
*	64 MCCREARY COUNTY FISCAL COURT	7,996,000	1,474,999	(c)	09/05/2002
*	65 NICHOLASVILLE, CITY OF	4,310,000	4,160,000	(c)	10/03/2002
66	SOUTHERN WATER & SEWER	6,874,900	0		01/09/2003 Withdrawn - Replaced with Coal Sev
67	MEADE COUNTY WATER DISTRICT	919,760	0		06/05/2003 Withdrawn - Replaced with Fd F loan
	TOTAL	\$7,996,000	\$5,634,999		
PROJECTS APPROVED IN FY 2004:					
68	KNOTT CO WATER & SEWER DISTRICT	\$2,628,821	\$640,367		08/07/2003
*	69 CAWOOD WATER DISTRICT	\$2,020,000	\$500,000		12/04/2003
*	70 BLACK MTN UTILITIES DISTRICT	\$2,295,000	\$250,000	(c)	01/08/2004
	TOTAL	\$6,943,821	\$1,390,367		
PROJECTS APPROVED IN FY 2005:					
*	71 NORTONVILLE, CITY OF	\$5,300,000	\$2,768,556	(c)	09/02/2004
*	72 JOHNSON CO FISCAL COURT	\$1,317,000	\$0		12/09/2004 Withdrawn
*	73 PEAKS MILL WATER DISTRICT	\$1,626,900	\$946,900	(c)	05/05/2005
	TOTAL	\$8,243,900	\$3,715,456		
PROJECTS APPROVED IN FY 2007:					
*	74 MAYFIELD, CITY OF	\$393,250	\$389,255	(c)	05/10/2007 broadband
	TOTAL	\$393,250	\$389,255		

		TOTAL PROJECT AMOUNT	KIA AMOUNT		DATE APPROVED	COMMENTS
<u>PROJECTS APPROVED IN FY 2008:</u>						
*	75	SOUTHEAST DAVIESS CO WD	\$1,219,995	\$796,140	(c)	11/01/2007 water
*	76	WEST DAVIESS CO WD	\$1,378,708	\$948,348	(c)	11/01/2007 water
*	77	NORTHERN KY WATER DISTRICT	\$6,000,000	\$6,000,000	(c)	06/05/2008 water
		TOTAL	\$8,598,703	\$7,744,488		
<u>PROJECTS APPROVED IN FY 2009:</u>						
*	78	UNION, CITY OF	\$1,147,500	\$248,294	(c)	10/02/2008 sewer
		TOTAL	\$1,147,500	\$248,294		
<u>PROJECTS APPROVED IN FY 2010:</u>						
*	79	BARDSTOWN, CITY OF	\$1,800,000	\$1,800,000	(c)	10/01/2009; 8/4/2011 industrial park transmission
*	80	BARDSTOWN, CITY OF	\$5,050,000	\$3,500,000	(c)	10/01/2009 water
		TOTAL	\$6,850,000	\$5,300,000		
<u>PROJECTS APPROVED IN FY 2011:</u>						
*	81	Bracken Co Water District	\$621,000	\$621,000	(c)	03/03/2011 water main replacement
		TOTAL	\$621,000	\$621,000		
<u>PROJECTS APPROVED IN FY 2012:</u>						
*	82	Warren Co Water District	\$1,114,400	\$823,900	(c)	10/06/2011 Buchanan Park Sewer Extension
*	83	Muninet Fiber Agency	\$3,173,049	\$3,173,049	(c)	02/02/2012 Cable Build Project #2
*	84	Worthington, City of	\$554,126	\$554,126	(c)	04/12/2012 Filters Upgrade
		TOTAL	\$4,841,575	\$4,551,075		
<u>PROJECTS APPROVED IN FY 2014:</u>						
*	85	Bowling Green, City of	\$1,190,489	\$1,190,489	(c)	02/06/2014 WX21227077 - Reservoir Hill Piping Renovation Project
*	86	Glasgow, City of	\$3,364,860	\$3,000,000	(c)	06/26/2014 SX21009017 - New sewer basin
		TOTAL	\$4,555,349	\$4,190,489		
<u>PROJECTS APPROVED IN FY 2015:</u>						
*	87	Northern Madison Co SD	\$1,500,000	\$1,200,000		10/02/2014 SX21151036 - Muddy Creek Waste Water Treatment Plant
*	88	Richmond, City of	\$963,970	\$963,970	(c)	11/06/2014 WX21151058 - Raw Water Intake Electric Relocation
*	89	Warren County Water District	\$1,760,700	\$1,090,050	(c)	02/15/2015 SX21227047 - Alvaton Area Sewer Extension
		TOTAL	\$4,224,670	\$3,254,020		
<u>PROJECTS APPROVED IN FY 2016:</u>						
*	90	Mayfield, City of	\$1,410,530	\$1,410,530		04/07/2016 WX21083029 - Pinelake, 12th Street and Fuller Tank Rehabilitation
		TOTAL	\$1,410,530	\$1,410,530		
<u>PROJECTS APPROVED IN FY 2017:</u>						
*	91	Mount Washington, City of	\$3,437,500	\$3,437,500		09/01/2016 WX21029290 - New Water Tower at Armstrong Lane
*	92	Bowling Green, City of	\$4,800,000	\$4,800,000		12/01/2016 WX21227076 - Water Treatment Plant Alternate Disinfection Process
*	93	Worthington, City of	\$300,000	\$300,000		02/02/2017 SX21089114 - Rehabilitation of Collection and Transmission Systems
		TOTAL	\$8,537,500	\$8,537,500		

		TOTAL PROJECT AMOUNT	KIA AMOUNT	DATE APPROVED	COMMENTS
PROJECTS APPROVED IN FY 2018:					
*	94 Bowling Green, City of	\$45,800,000	\$3,800,000	07/06/2017	WX21227087 - Eng Fees for Wtr Treatment Plant Expansion
TOTAL		\$45,800,000	\$3,800,000		
KIA TOTALS		\$211,984,675	\$110,706,945		
GRAND TOTALS (including KPAA)			\$142,731,945		

bold, italics - pending board approval

* Bonds have not been sold for these projects.

** Withdrew from bond sale.

(s) - Amount represented in the assistance agreement.

(c) - Final Amount. Includes capitalized interest and Note Program costs.

(n) - Participating in BAN's

KENTUCKY INFRASTRUCTURE AUTHORITY
SAFE DRINKING WATER STATE REVOLVING FUND CFDA #66.468 ---- (FUND F)

AVAILABLE FUNDS FY 1997:

FEDERAL TITLE VI GRANT FUNDS	\$12,558,800
BOND PROCEEDS (20%)	\$2,511,760
ADMINISTRATION (4%)	(\$502,352)
OTHER SET ASIDES (As Amended)	(\$1,928,773)
NET 97 SRF FUNDS	\$12,639,435

AVAILABLE FUNDS FY 1998:

FEDERAL TITLE VI GRANT FUNDS	\$10,851,600
BOND PROCEEDS (20%)	\$2,170,320
ADMINISTRATION (4%)	(\$434,064)
OTHER SET ASIDES	(\$1,085,160)
NET 98 SRF FUNDS	\$11,502,696

AVAILABLE FUNDS FY 1999:

FEDERAL TITLE VI GRANT FUNDS	\$11,373,500
BOND PROCEEDS (20%)	\$2,274,700
ADMINISTRATION (4%)	(\$454,940)
OTHER SET ASIDES	(\$808,335)
LAND ACQUISITION SET ASIDE	\$357,500
NET 98 SRF FUNDS	\$12,742,425

AVAILABLE FUNDS FY 2000:

FEDERAL TITLE VI GRANT FUNDS	\$11,820,400
BOND PROCEEDS (20%)	\$2,364,080
ADMINISTRATION (4%)	(\$472,816)
OTHER SET ASIDES	(\$1,296,086)
LAND ACQUISITION SET ASIDE	\$0
NET 00 SRF FUNDS	\$12,415,578

AVAILABLE FUNDS FY 2001:

FEDERAL TITLE VI GRANT FUNDS	\$11,869,300
BOND PROCEEDS (20%)	\$2,373,860
ADMINISTRATION (4%)	(\$474,772)
OTHER SET ASIDES	(\$1,913,832)
LAND ACQUISITION SET ASIDE	\$252,130
NET 01 SRF FUNDS	\$12,106,686

AVAILABLE FUNDS FY 2002:

FEDERAL TITLE VI GRANT FUNDS	\$9,805,100
BOND PROCEEDS (20%)	\$1,961,020
ADMINISTRATION (4%)	(\$392,204)
OTHER SET ASIDES	(\$1,372,714)
NET 02 SRF FUNDS	\$10,001,202

AVAILABLE FUNDS FY 2003:

FEDERAL TITLE VI GRANT FUNDS	\$9,746,200
BOND PROCEEDS (20%)	\$1,949,240
ADMINISTRATION (4%)	(\$389,848)
OTHER SET ASIDES	(\$1,383,960)
NET 03 SRF FUNDS	\$9,921,632

AVAILABLE FUNDS FY 2004:

FEDERAL TITLE VI GRANT FUNDS	\$10,110,200
BOND PROCEEDS (20%)	\$2,022,040
ADMINISTRATION (4%)	(\$404,408)
OTHER SET ASIDES	(\$1,668,183)
NET 04 SRF FUNDS	\$10,059,649

AVAILABLE FUNDS FY 2005:

FEDERAL TITLE VI GRANT FUNDS	\$10,088,800
BOND PROCEEDS (20%)	\$2,017,760
ADMINISTRATION (4%)	(\$403,552)
OTHER SET ASIDES	(\$1,715,096)
NET 05 SRF FUNDS	\$9,987,912

AVAILABLE FUNDS FY 2006:

FEDERAL TITLE VI GRANT FUNDS	\$8,630,300
BOND PROCEEDS (20%)	\$1,726,060
ADMINISTRATION (4%)	(\$345,212)
OTHER SET ASIDES	(\$1,855,515)
NET 06 SRF FUNDS	\$8,155,633

AVAILABLE FUNDS FY 2007:

FEDERAL TITLE VI GRANT FUNDS	\$8,630,000
BOND PROCEEDS (20%)	\$1,726,000
ADMINISTRATION (4%)	(\$345,200)
OTHER SET ASIDES	(\$1,596,550)
NET 07 SRF FUNDS	\$8,414,250

AVAILABLE FUNDS FY 2008:

FEDERAL TITLE VI GRANT FUNDS	\$8,543,000
BOND PROCEEDS (20%)	\$1,708,600
ADMINISTRATION (4%)	(\$341,720)
OTHER SET ASIDES	(\$1,836,745)
NET 08 SRF FUNDS	\$8,073,135

AVAILABLE FUNDS FY 2009:

FEDERAL TITLE VI GRANT FUNDS	\$8,543,000
BOND PROCEEDS (20%)	\$1,708,600
ADMINISTRATION (4%)	(\$85,430)
OTHER SET ASIDES	(\$2,281,788)
NET 09 SRF FUNDS	\$7,884,382

AVAILABLE FUNDS FY 2010:

FEDERAL TITLE VI GRANT FUNDS	\$19,592,000
BOND PROCEEDS (20%)	\$3,918,400
ADMINISTRATION (4%)	(\$783,680)
OTHER SET ASIDES	(\$4,564,936)
NET 10 SRF FUNDS	\$18,161,784

AVAILABLE FUNDS FY 2011:

FEDERAL TITLE VI GRANT FUNDS	\$13,595,000
BOND PROCEEDS (20%)	\$2,675,800
ADMINISTRATION (4%)	(\$535,160)
OTHER SET ASIDES	(\$3,210,960)
NET 11 SRF FUNDS	\$12,524,680

AVAILABLE FUNDS FY 2012:

FEDERAL TITLE VI GRANT FUNDS	\$12,956,000
BOND PROCEEDS (20%)	\$2,591,200
ADMINISTRATION (4%)	(\$388,680)
OTHER SET ASIDES	(\$3,362,082)
NET 12 SRF FUNDS	\$11,796,438

AVAILABLE FUNDS FY 2013:

FEDERAL TITLE VI GRANT FUNDS	\$12,156,000
BOND PROCEEDS (20%)	\$2,431,200
ADMINISTRATION (4%)	(\$364,680)
OTHER SET ASIDES	(\$2,911,362)
NET 13 SRF FUNDS	\$11,311,158

AVAILABLE FUNDS FY 2014:

FEDERAL TITLE VI GRANT FUNDS	\$13,770,000
BOND PROCEEDS (20%)	\$2,754,000
ADMINISTRATION (4%)	(\$413,100)
OTHER SET ASIDES	(\$3,717,900)
NET 14 SRF FUNDS	\$12,393,000

AVAILABLE FUNDS FY 2015:

FEDERAL TITLE VI GRANT FUNDS	\$13,680,000
BOND PROCEEDS (20%)	\$2,736,000
ADMINISTRATION (4%)	(\$547,200)
OTHER SET ASIDES	(\$3,693,600)
NET 14 SRF FUNDS	\$12,175,200

AVAILABLE FUNDS FY 2016:

FEDERAL TITLE VI GRANT FUNDS	
BOND PROCEEDS (20%)	
ADMINISTRATION (4%)	
OTHER SET ASIDES	
NET 14 SRF FUNDS	\$0

NET FY 97 - CURRENT SRF FUNDS \$212,266,875

CURRENT REVOLV/SURPL FUND BAL \$ 48,743,426

LEVERAGE FUND BALANCE \$0

	TOTAL PROJECT AMOUNT	KIA LOAN AMOUNT		DATE APPROVED	COMMENTS
PROJECTS APPROVED IN FY 2000					
1	HICKMAN, CITY OF	\$52,500	\$31,500 (s)	12/10/1999	F1
2	BOWLING GREEN, CITY OF	\$3,441,785	\$3,049,314 (c)	04/04/00	
3	PROVIDENCE, CITY OF	\$130,880	\$58,440 (c)	04/04/00	F1
4	GRAYSON, CITY OF	\$170,000	\$88,000 (c)	04/04/00	F1
	TOTALS	\$3,795,165	\$3,227,254		
PROJECTS APPROVED IN FY2001					
5	PRINCETON, CITY OF	\$3,858,000	\$1,500,000 (c)	07/18/2000	
6	HARDINSBURG, CITY OF	\$2,096,910	\$500,000 (c)	07/18/2000	
7	PROVIDENCE, CITY OF	\$3,442,422	\$2,383,982 (c)	9/29/00	
8	SPRINGFIELD, CITY OF	\$5,791,000	\$610,000 (c)	8/29/00	
9	MOREHEAD, CITY OF	\$13,325,000	\$5,500,000 (c)	9/29/00; Amd 5/16/01; Amd 5/1/03	Combined from 2 proj.
10	HICKMAN, CITY OF	\$1,642,623	\$869,023 (c)	9/29/00	
11	GREATER FLEMING CO REG WAT COM	\$357,500	\$357,500 (c)	12/21/00; 2/1/05	Land Acq Set Aside
12	ASHLAND, CITY OF	\$2,512,626	\$2,190,384 (c)	3/1/01	
13	GRAYSON COUNTY WATER DISTRICT	\$4,400,000	\$3,930,850 (c)	4/5/01	
14	PINEVILLE, CITY OF	\$173,222	\$173,222 (c)	5/3/01	
	TOTALS	\$37,599,303	\$18,014,961		
PROJECTS APPROVED IN FY2002					
15	LOGAN/TODD REG WAT COM	\$7,773,200	\$6,442,400 (c)	07/12/01	
16	CRITTENDEN/LIVINGSTON CO WD	\$1,500,000	\$1,451,881 (c)	07/12/01	
17	BULLOCK PEN WATER DISTRICT	\$408,088	\$350,367 (c)	10/4/01	
18	MOUNTAIN WATER DISTRICT	\$5,369,590	\$1,197,072 (c)	10/4/01	
19	GRAYSON, CITY OF	\$5,896,855	\$2,808,855 (c)	11/1/01; 12/12/02	Exec Com
20	LOGAN/TODD REG WAT COM	\$27,369,858	\$4,000,000 (c)	2/7/02	
21	NORTH LOGAN WATER DIST	\$800,000	\$447,000 (c)	3/7/02	
22	TAYLORSVILLE, CITY OF	\$2,800,000	\$1,241,766 (c)	5/2/02	
23	HOPKINSVILLE, CITY OF	\$1,513,593	\$1,513,593 (c)	6/6/02	
24	LOUISA, CITY OF	\$6,736,238	\$3,645,811 (c)	6/6/02	
25	BOONEVILLE, CITY OF	\$687,000	\$554,103 (c)	6/6/02	
	TOTALS	\$60,854,422	\$23,652,849		
PROJECTS APPROVED IN FY2003					
26	MADISON CO UTILITY DISTRICT	\$3,560,000	\$3,299,999 (c)	7/11/02; 1/1/05	
27	BOWLING GREEN MUNICIPAL UTILITIES	\$12,244,000	\$3,980,000 (c)	9/25/02	
28	GREATER FLEMING REG WAT COMM	\$252,130	\$252,130 (c)	10/3/02	Land Acq Set Aside
29	BRACKEN CO WATER DISTRICT	\$928,000	\$928,000 (c)	10/3/02	
30	BULLOCK PEN WATER DISTRICT	\$1,229,000	\$1,210,604 (c)	12/12/02	Exec Com
31	CITY OF ASHLAND	\$14,459,550	\$4,000,000 (c)	6/5/03	
	TOTALS	\$32,672,680	\$13,670,733		
PROJECTS APPROVED IN FY2004					
32	CARROLL CO WATER DISTRICT	\$1,956,156	\$1,908,662 (c)	9/4/03	
33	PAINTSVILLE, CITY OF	\$1,056,500	\$500,000 (c)	9/4/03	F1
34	EDDYVILLE, CITY OF	\$3,768,000	\$1,563,625 (c)	11/6/03	
35	HARLAN, CITY OF	\$5,020,000	\$1,597,552 (c)	11/6/03	
36	GREATER FLEMING REG WAT COM	\$13,059,330	\$4,000,000 (c)	12/4/03; 1/8/04	
37	MEADE COUNTY WATER DISTRICT	\$919,760	\$394,760 (c)	12/4/03	
38	HENDERSON WATER UTILITY	\$1,541,362	\$0	2/12/04	withdrawn
	TOTALS	\$27,321,108	\$9,964,599		
PROJECTS APPROVED IN FY2005					
39	MCCREARY CO WATER DISTRICT	\$4,206,815	\$1,455,400 (c)	10/7/04	
40	MANCHESTER, CITY OF	\$359,500	\$359,500 (c)	3/3/05	F1
41	RICHMOND, CITY OF	\$14,690,222	\$8,000,000 (c)	5/5/05	
	TOTALS	\$19,256,537	\$9,814,900		
PROJECTS APPROVED IN FY 2006					
42	HARDINSBURG, CITY OF	\$14,498,150	\$4,400,000 (c)	12/1/05; amd 8/1/07	
43	ADAIR CO WD DBA COLUMBIA/ADAIR UTIL DIST	\$14,000,000	\$4,520,000 (c)	6/1/06; 11/1/12	assumed from Columbia-Adair Wat Com
44	HOPKINSVILLE, CITY OF	\$6,844,310	\$4,000,000 (c)	6/1/06	
	TOTALS	\$35,342,460	\$12,920,000		
PROJECTS APPROVED IN FY 2007					
45	NORTHERN KY WATER DISTRICT	\$6,865,000	\$4,000,000 (c)	10/5/06	
46	ADAIR CO WATER DISTRICT	\$3,302,000	\$1,000,000 (c)	6/21/07	
47	JESSAMINE SOUTH ELKHORN WD	\$1,750,000	\$1,746,043 (c)	6/21/07	
	TOTALS	\$11,917,000	\$6,746,043		

		TOTAL PROJECT AMOUNT	KIA AMOUNT		DATE APPROVED	COMMENTS
PROJECTS APPROVED FY 2008						
48	LETCHER CO WAT & SEW DISTRICT	\$1,193,000	\$781,000 (c)		10/4/07	
49	RICHMOND, CITY OF	\$7,108,951	\$4,000,000 (c)		10/4/07	
50	MADISON CO UTILITY DIST	\$1,284,510	\$1,105,016 (c)		11/1/07; 10/9/08	
52	NICHOLASVILLE, CITY OF	\$13,090,400	\$8,800,000 (c)		11/1/07; 4/1/09	
53	BULLOCK PEN WATER DISTRICT	\$2,320,700	\$2,192,700 (c)		12/6/07	
54	HARDINSBURG, CITY OF	\$4,165,000	\$1,999,250 (c)		12/6/07	
55	BEREA, CITY OF	\$9,739,630	\$5,000,000 (c)		2/7/08; inc 11/6/08	
56	FRANKFORT, CITY OF	\$6,841,000	\$6,743,307 (c)		2/7/08	
57	MANCHESTER, CITY OF	\$7,849,078	\$1,989,578 (c)		2/7/08; 2/5/09	
58	MEADE CO WATER DISTRICT	\$2,480,949	\$753,447 (c)		2/7/08	
59	WESTERN FLEMING WATER DISTRICT	\$2,568,000	\$2,518,000 (c)		2/7/08	
60	HOPKINSVILLE, CITY OF	\$14,000,000	\$8,800,000 (c)		3/6/08; 5/7/09; 12/1/11	
61	NORTHERN KY WATER DISTRICT	\$6,565,000	\$4,000,000 (c)		3/6/08	
62	OHIO CO WATER DISTRICT	\$19,698,500	\$4,146,831 (c)		3/6/08; 6/4/09	
63	CENTERTOWN, CITY OF	\$2,866,652	\$1,097,430		3/6/08; 6/25/09	
	TOTALS	\$101,771,370	\$53,926,559			
PROJECTS APPROVED FY2009						
64	PAINTSVILLE, CITY OF	\$29,135,364	\$6,519,566 (c)		12/4/08	
	TOTALS	\$29,135,364	\$6,519,566			
PROJECTS APPROVED FY2010						
65	PADUCAH, CITY OF	\$7,510,000	\$7,500,000		9/3/09	
66	HARDINBURG, CITY OF	\$4,700,500	\$3,250,606 (c)		11/12/09	
67	NORTHERN KY WATER DISTRICT	\$45,300,000	\$24,000,000 (c)		12/3/09; 12/9/10; 10/6/11	
68	ADAIR CO WD DBA COLUMBIA/ADAIR UTIL DIST	\$1,694,000	\$1,694,000 (c)		6/3/10; 11/1/12	assumed from Columbia-Adair Wat Com
	TOTALS	\$59,204,500	\$36,444,606			
PROJECTS APPROVED FY2011						
69	Adair Co Water District	\$4,133,000	\$4,000,000 (c)		7/1/10	
70	Louisa, City of	\$1,690,629	\$1,690,629 (c)		7/1/10	
71	Madison County Utilities District	\$940,225	\$940,225 (c)		12/9/10	
72	Hardinsburg, City of	\$4,198,000	\$4,000,000 (c)		2/3/11;6/24/14	Request for increase withdrawn
73	Williamstown, City of	\$2,250,000	\$1,786,300 (c)		3/3/11	
74	Bullock Pen Water District	\$1,876,300	\$1,796,300 (c)		4/7/11; 11/01/12	
75	Brandenburg, City of	\$0	\$0		4/7/11	Request for funds withdrawn
76	Barbourville, City of	\$6,000,000	\$4,000,000 (c)		5/5/11	
77	Barlow, City of	\$520,000	\$430,000 (c)		5/5/11; 3/7/13	
78	West Liberty, City of	\$3,050,300	\$2,148,488.70 (c)		5/5/11; revised for ARRA fdg	
	TOTALS	\$24,658,454	\$20,791,942			
PROJECTS APPROVED FY2012						
79	Breathitt Co Water District	\$2,500,000	\$2,500,000 (c)		7/7/11	
80	Adair Co WD dba Columbia Adair Utilities	\$3,439,000	\$1,451,905 (c)		8/4/11	
81	Jessamine South Elkhorn WD	\$3,025,300	\$3,025,300		11/10/11	
82	Hodgenville, City of	\$772,443	\$772,443 (c)		11/10/11	
83	East Casey County WD	\$1,545,000	\$1,545,000 (c)		11/10/11	
84	Nicholasville, City of	\$0	\$0		11/10/11	rescinded
85	Harrodsburg, City of	\$518,000	\$518,000 (c)		12/8/11; 3/7/13	
86	Bowling Green Municipal Utilities	\$1,316,378	\$1,066,250 (c)		12/8/11	
87	Carrollton, City of	\$1,850,270	\$1,977,731 (c)		12/8/11	
PROJECTS APPROVED IN FY 2012 (Continued)						
88	Mount Vernon, City of	\$3,023,310	\$3,023,310		1/5/12; 10/2/14	
89	Lyon Co WD	\$2,000,000	\$2,000,000		1/5/12	
90	Campbellsville, City of	\$1,874,986	\$1,874,986 (c)		3/1/12	
91	Centertown, City of	\$922,850	\$922,850 (c)		3/1/12	
92	Sturgis, City of	\$2,505,989	\$2,505,989 (c)		3/1/12	
93	Hartford, City of	\$564,150	\$486,840 (c)		6/7/12	
	TOTALS	\$25,857,675	\$23,670,604			

		TOTAL PROJECT AMOUNT	KIA AMOUNT	DATE APPROVED	COMMENTS	
PROJECTS APPROVED IN FY 2013						
94	Adair Co WD dba Columbia Adair Ut	WX21001024	\$4,000,000	\$4,000,000	11/1/12	
95	Nicholasville, City of	WX21113042	\$983,400	\$488,400 (c)	12/6/12; 3/6/14; 9/3/15	
96	Nicholasville, City of	WX21113041	\$110,000	\$110,000	12/6/12; 3/6/14	
97	Danville, City of	WX21021017	\$28,608,171	\$12,467,849	2/7/13; 2/6/14; 6/26/14	
98	Madison Co Utility District	WX21151051	\$876,528	\$856,528 (c)	2/7/13	
99	Vanceburg, City of	WX21135017	\$849,878	\$849,878 (c)	2/7/13	
		WX21167022				
		WX21167026				
100	City of Harrodsburg	WX21167027	\$2,701,543	\$2,701,543 (c)	3/7/13; 6/26/14	
101	Frankfort Electric & Water Plant Boar	WX21073018	\$2,774,328	\$2,774,328 (c)	3/7/13	
102	Henry Co Water District #2	WX21103039	\$3,340,000	\$2,153,041 (c)	3/7/13	
103	Sebree, City of	WX21233108	\$1,835,738	\$815,475 (c)	4/4/13	
104	Carrollton, City of	WX21041001	\$1,757,706	\$1,657,988 (c)	5/2/13; 11/6/14	
105	Northern Ky Water District	WX21037003	\$9,824,000	\$8,000,000	5/2/13; 6/26/14	
106	Hopkinsville, City of	WX21047010	\$6,000,000	\$4,000,000	5/2/13	
107	Williamstown, City of	WX21081001	\$17,249,165	\$6,249,165	6/19/13; 5/1/14; 9/3/15	
	TOTALS		\$80,910,457	\$47,124,196		
PROJECTS APPROVED IN FY 2014						
108	Garrison-Quincy KY-O-Heights WD	WX21135013	\$821,721	\$821,721 (c)	10/3/13	
109	Carrollton, City of	WX21041002	\$963,931	\$963,931 (c)	12/5/13	
110	Hardinsburg, City of	WX21027014	\$1,189,135	\$1,189,135 (c)	12/5/13	
111	Northern Ky Water District	WX21037004	\$5,734,000	\$4,000,000	12/5/13	
112	North Middletown, City of	WX21017019	\$429,595	\$429,595 (c)	2/6/14; 6/26/14	Interest rate reduction to .75%
113	Jenkins, City of	WX21133043	\$2,276,484	\$2,276,484 (c)	3/6/14	
114	Bullock Pen Water District	WX21081006	\$384,278	\$364,278 (c)	3/6/14	
115	Midway, City of	WX21239027	\$215,000	\$215,000 (c)	5/1/14	
116	Flatwoods, City of	WX21089064	\$277,822	\$277,822 (c)	6/26/14	
	TOTALS		\$12,291,966	\$10,537,966		
PROJECTS APPROVED IN FY 2015						
117	Cumberland County WD	WX21057013	\$1,368,000	\$1,268,000 (c)	10/2/14	
118	Western Lewis-Rectorville Wtr & Gas Dist	WX21161039	\$1,280,000	\$1,266,500	10/2/14	
119	Henry County WD #2	WX21103037	\$3,254,000	\$2,800,000	10/2/14	
120	Northern Ky Water District	WX21037006	\$6,406,830	\$4,000,000	11/6/14	
121	Pineville, City of	WX21013918	\$220,000	\$220,000	11/6/14	F1
122	Lebanon, City of	WX21155039	\$3,230,000	\$3,230,000	12/4/14	
123	Monroe Co Water District	WX21171045	\$15,962,694	\$15,564,332	12/4/14; 7/2/15; 12/3/15	
124	Campbellsville, City of	WX21217023	\$6,428,000	\$6,428,000	12/4/14	
125	Fleming-Neon, City of	WX21133029	\$143,598	\$143,598 (c)	12/4/14	
126	Burkesville, City of	WX21057017	\$621,323	\$621,323 (c)	2/5/15	
127	Whitley County Water District	WX21235434	\$937,500	\$932,500	4/2/15	
128	Harrodsburg, City of	WX21167028	\$326,660	\$326,660 (c)	4/2/15	
129	Lebanon, City of	WX21155040	\$720,000	\$720,000 (c)	5/7/15	
130	Paducah, City of	WX21145085	\$4,508,000	\$4,493,000	5/7/15	
131	Ohio County Water District	WX21183039	\$1,630,000	\$1,630,000	6/4/15	
	TOTALS		\$47,036,604	\$43,643,912		
PROJECTS APPROVED IN FY 2016						
132	Nicholasville, City of	WX21113040	\$416,120	\$416,120	7/2/15	F1
133	Crab Orchard, City of	WX21137045	\$265,000	\$0	8/6/15	Request for funds withdrawn
134	Bath Co Water District	WX21011034	\$925,470	\$925,470	9/3/15	
135	Cave Run Water Commission	WX21165023	\$700,000	\$700,000	10/1/15	
136	Crittenden-Livingston Co WD	WX21055009	\$1,039,500	\$1,039,500	10/1/15	
137	Cumberland Falls Highway WD	WX21235002	\$1,723,000	\$1,720,500	11/5/15	
138	Western Pulaski County WD	WX21199123	\$3,304,000	\$3,304,000	11/5/15	
139	Hopkinsville, City of	WX21047013	\$9,300,000	\$8,000,000	3/3/16	
140	Northern Kentucky Water District	WX21117003	\$5,385,000	\$4,000,000	3/3/16	
141	Southern Water and Sewer District	WX21071008	\$550,000	\$550,000	3/3/16	
142	Prestonsburg, City of	WX21071223	\$3,624,000	\$3,624,000	3/3/16	
143	Evarts, City of	WX21095642	\$275,000	\$275,000	4/7/16	
144	Salysville, City of	WX21153013	\$50,000	\$50,000	4/7/16	
145	Cynthiana, City of	WX21097025	\$1,056,658	\$1,056,658	4/7/16	
146	Harrodsburg, City of	WX21167029	\$2,887,200	\$2,887,200	4/7/16	
147	Hodgenville, City of	WX21123017	\$962,000	\$962,000	5/5/16	
148	Hodgenville, City of	WX21123008	\$593,000	\$593,000	5/5/16	
	TOTALS		\$33,055,948	\$30,103,448		

TOTAL PROJECT AMOUNT	KIA AMOUNT	DATE APPROVED	COMMENTS
-------------------------	---------------	------------------	----------

PROJECTS APPROVED IN FY 2017

149 Olive Hill, City of	WX21043041	\$883,000	\$883,000	10/27/16
150 Fleming Neon, City of	WX21133029	\$3,000,000	\$1,500,000	12/1/16
151 Nicholasville, City of	WX21113041	\$553,000	\$553,000	3/2/17
152 Stanford, City of	WX21137051	\$4,100,000	\$2,690,000	3/2/17
153 Irvine, City of	WX21065005	\$5,732,000	\$5,732,000	3/2/17
154 Southern Water & Sewer District	WX21071730	\$1,350,000	\$1,350,000	3/2/17
155 Campbellsville, City of	WX21217025	\$6,923,000	\$6,593,000	6/1/17

TOTALS		\$22,541,000	\$19,301,000	
---------------	--	---------------------	---------------------	--

GRAND TOTALS - COMMITMENTS

		\$665,222,013	\$390,075,138	
--	--	----------------------	----------------------	--

bold, italics - pending board approval

(c) - Final amounts; Loan has been closed

(s) - Amount represented in the assistance agreement

(F1) - Planning and Design Loan

KENTUCKY INFRASTRUCTURE AUTHORITY
SAFE DRINKING WATER STATE REVOLVING FUND CFDA #66.468 ---- (FUND F2)
AMERICAN RECOVERY AND REINVESTMENT ACT OF 2009

AVAILABLE FUNDS FFY 2009:

FEDERAL ARRA GRANT FUNDS	\$20,450,000
ADMINISTRATION (4%)	(\$818,000)
OTHER SET ASIDES	(\$715,750)
Transferred from Admin to Construction	\$369,683
NET ARRA FUNDS	\$19,285,933

	TOTAL PROJECT AMOUNT	KIA AMOUNT	FIRST USE FUNDS	DATE APPROVED
PROJECTS APPROVED IN SFY 2009:				
1 CENTERTOWN, CITY OF	\$2,866,652	\$222,606 (c)	\$222,606	6/25/09
2 SPRINGFIELD, CITY OF	\$4,000,000	\$947,901 (c)	\$947,901	6/25/09
TOTALS	\$6,866,652	\$1,170,507	\$1,170,507	
PROJECTS APPROVED IN SFY 2010:				
3 BREATHITT CO WATER DISTRICT	\$1,322,000	\$572,000 (c)	\$572,000	7/9/09; 11/24/09
4 WHITESBURG, CITY OF	\$171,840	\$171,794 (c)	\$171,794	7/9/09
5 MCKEE, CITY OF	\$1,100,000	\$1,099,903 (c)	\$1,099,903	8/6/09
6 BLACK MTN UTILITY DISTRICT	\$2,650,000	\$500,000 (c)	\$500,000	8/6/09
7 ELKTON, CITY OF	\$174,800	\$174,374 (c)	\$174,374	8/20/09
8 BLUEGRASS STATION	\$3,498,452	\$1,855,004 (c)	\$1,855,004	8/20/09
9 DAWSON SPRINGS, CITY OF	\$2,120,000	\$2,120,000 (c)	\$2,120,000	8/20/09
10 BURKESVILLE, CITY OF	\$1,153,000	\$1,153,000 (c)	\$1,153,000	9/3/09
11 LOUISVILLE WATER COMPANY	\$18,508,832	\$4,173,200 (c)	\$4,173,200	9/3/09; 2/4/10
12 JACKSON, CITY OF	\$1,500,000	\$1,500,000 (c)	\$1,500,000	9/3/09
13 PRESTONBURG, CITY OF	\$805,000	\$805,000 (c)	\$805,000	10/1/09
14 WINCHESTER, CITY OF	\$1,100,000	\$741,450 (c)	\$741,450	10/1/09
15 CAMPTON, CITY OF	\$6,966,088	\$683,200 (c)	\$683,200	10/1/09
16 WESTERN MASON WATER DISTRICT	\$578,000	\$500,000 (c)	\$500,000	10/1/09
17 GREENUP, CITY OF	\$2,915,099	\$1,381,963 (c)	\$1,381,963	11/12/09
18 WEST LIBERTY, CITY OF	\$3,050,300	\$684,537	\$684,537	5/5/11; revised from base fdg
TOTALS	\$44,563,111	\$18,115,426	\$18,115,426	
GRAND TOTALS - COMMITMENTS	\$51,429,763	\$19,285,933	\$19,285,933	
BALANCE AVAILABLE FOR LOAN			\$0	

bold, italics - pending board approval

(c) - Final amounts; Loan has been closed

(s) - Amount represented in the assistance agreement

Funds Summary as of June 30, 2017

Fund	Loan Count	Loan Balance	Commitments Remaining to be Funded	FY 18 Lending Capacity
A	241	740,086,282	258,897,000	50,000,000
B	107	59,866,819	15,359,000	5,000,000
C	35	24,817,793	9,976,000	3,700,000
F	141	228,479,116	69,260,000	22,500,000
Total	524	1,053,250,011	353,492,000	81,200,000

Does not include pending loan commitments

2018 Program Demands

Fund	# of Projects	Loan Requested	Project Total
A	97	\$290.8 million	\$1.21 billion
F	67	\$129.2 million	\$668.5 million
Total:	164	\$420+ million	\$1.88 billion